



Black Container | Landfill

Styrofoam



Thin Film Plastics



Chip Bags



Dirty Takeout Containers



Shipping & Packing Materials



Plastic & Bioplastic Foodware



Dirty Diapers & Pet Waste



Items placed in the black container will be sent to the landfills, creating environmental impacts.

Consider:

- rethink your consumption
- reduce waste in the first place
- replace single-use items with reusable ones
- reuse or donate items

These items do not belong in the black container:

- Food Scraps and Yard Cuttings.....♻️
- Greasy Napkins and Paper Towels♻️
- Clean Aluminum Cans or Foil♻️
- Cardboard Boxes♻️
- Newspapers and Magazines♻️





City of
**Santa
Monica**

Green Container | Organics



Fruits & Vegetables



Coffee Grounds & Tea Bags



Eggs & Dairy



Meat, Bones, Seafood

Uncoated Food Soiled Paper



Uncoated Wooden Flatware




Yard Trimmings



No bag is the preferred method.

Freeze or refrigerate your food scraps until collection day to mitigate odor and flies. Unlined paper bags are acceptable. All other bags will be landfilled. Dark plastic bags that are not see-through are not accepted.

These items do not belong in the green container:

- Any Plastic Items 
- Bioplastic or "Compostable" Cutleries and Cups 
- Pet Waste or Diapers 
- Large Tree Stumps 
- Clean and Dry Papers or Cardboards 

Resource Recovery and Recycling
zerowaste@santamonica.gov





City of
**Santa
Monica**

Blue Container | Recyclables

Mail, Newspaper, Magazine



Glass Bottles & Jars



Aluminum Cans & Foil



Plastic Containers #'s 1, 2, 5



Cardboard



Food Boxes & Paper Packaging



Remember:

All recyclable items placed in the blue container must be **CLEAN** and **DRY**.

Food and liquid leftovers will contaminate the other recyclable items. "When in doubt, throw it out."

These items do not belong in the blue container:

- Garbage or Styrofoam
- Plastic Film, Packaging, and Wrapping
- Food Scraps or Landscape Clippings
- Multi-layer Juice or Milk Containers
- Plastic, Biodegradable, or Compostable Bags

Resource Recovery and Recycling
zerowaste@santamonica.gov





City of
**Santa
Monica**

Contenedor Negro | Para el vertedero

Espuma de poliestireno



Plásticos de película o capa delgada



Bolsas de chips



Contenedores usados de comida para llevar



Utensilios para comer de plástico y bioplástico



Materiales para embalar y enviar cosas



Pañales sucios y desechos de mascotas



Los artículos colocados en el contenedor negro se envían a los vertederos, lo que genera impactos ambientales. Considere:

- Replantear sus patrones de consumo
- Priorizar la reducción de sus desperdicios
- Reemplazar los artículos de un solo uso por otros que sean reutilizables
- Reutilizar o donar artículos

Estos artículos no se colocan en el contenedor negro:

- Restos de comida y vegetación del jardín..... ♻️
- Servilletas con grasa y toallas de papel ♻️
- Latas o papel de aluminio limpios ♻️
- Cajas de cartón ♻️
- Periódicos y revistas ♻️

Recuperación de recursos y reciclaje
zerowaste@santamonica.gov





City of
**Santa
Monica**

Contenedor verde | Residuos Orgánicos



Frutas y verduras



Café molido y bolsitas de té



Huevos y lácteos



Carne, huesos, mariscos



Papel sin recubrimiento
sucio con alimentos



Cubiertos de madera sin recubrimiento








Vegetación del jardín



El método preferido es no utilizar bolsas. Congele o refrigere sus restos de comida hasta el día de la recolección para atenuar el olor y la presencia de moscas. Se aceptan bolsas de papel sin diseños gráficos. Todas las demás bolsas se depositarán en los vertederos. No se aceptan bolsas oscuras de plástico que no permitan ver el contenido.

Estos artículos no se colocan en el contenedor verde:

- Cualquier artículo de plástico 
- Cubiertos y vasos de bioplástico o "degradables" 
- Desechos de mascotas o pañales 
- Raíces grandes de árboles 
- Papeles o cartones limpios y secos 

Recuperación de recursos y reciclaje
zerowaste@santamonica.gov





City of
**Santa
Monica**

Contenedor azul | Reciclables

Correspondencia, periódicos, revistas



Botellas y frascos de vidrio



Latas y papel de aluminio



Contenedores de plástico N° 1,2,5



Cartón



Cajas de comida y envoltorios
de papel o cartón



Recuerde:

Todos los artículos reciclables colocados en el contenedor azul deben estar LIMPIOS y SECOS.

Los restos de alimentos y líquidos contaminarán los otros artículos reciclables. "En caso de duda, deséchelos".

Estos artículos no se colocan en el contenedor azul:

- Basura o espuma de poliestireno
- Películas, envases y envolturas de plástico
- Restos de comida o vegetación del jardín
- Recipientes de varias capas para jugo o leche
- Bolsas de plástico, biodegradables o para abono

Recuperación de recursos y reciclaje
zerowaste@santamonica.gov





NON-ORGANICS & ORGANICS RECYCLING TIPS and GUIDELINES

Critical points for Non-organic Recycling – blue container (cart or bin):

- No plastic, compostable, biodegradable bags, no plastic packing/shipping/mailling materials; no foam peanuts; no plastic air packing stuff – no bags needed as materials should be dry; loose is fine
- Only plastic, metal and glass containers; for plastic, numbers 1,2 and 5; rest of numbers in trash, for now
- No non-container glass or ceramic products
- Containers rinsed and dry
- No multi-layer cartons/paks (juice/milk) – paper/plastic/wax/aluminum; sometimes called tetra paks, or aseptic; **cannot** go in green organics; *goes in trash*
- No wet paper – huge no-no
- All paper acceptable
- Cardboard boxes must be flattened, and dry
- Any other items, put in trash – **When in doubt, put in trash**

Critical points for Organic Recycling – green container (cart or bin):

- Collecting food scraps in kitchen –
 - Option 1: City promotes no bags as the preferred, best option.
 - Option 2 is to freeze or refrigerate food scraps in any bag or container. And evening before or morning of servicing day (before 7 AM), dump frozen food into green cart, but not the bag or container.
 - Option 3, use a thick, brown (market) paper bag or newspaper to collect food scraps, and put this bag or newspaper and scraps in green cart; the thick paper bag and newspaper can absorb moisture. Food-soiled papers are perfectly compostable. Or use multiple (2-3), thinner lunch-type paper bags. (You can also line the city green cart with newspapers, ripped cardboard pieces or used paper towels to absorb moisture.)
 - NOTE: following 2 options, the bags are ripped open, food removed, and bags to the landfill:
 - Option 4, use a CLEAR plastic bag to collect, and place in green cart or bin. NO ZIPLOC type, sealable bags!
 - Option 5, 100% Compostable, BPI-certified, (normally light green, translucent, available on Amazon; not aware sold by local Trader Joe's or Whole Foods), would be your last resort, as one *could* argue even as they end up in the landfill, they *could* potentially break down faster than traditional plastic bags.
- ALL food scraps can go in green container.
- Food-soiled paper acceptable though **NO coated/lined paper** – no wax/plastic films on paper; Parchment paper ACCEPTABLE.
- NO pet poops.
- You can use shredded cardboard or newspaper (or landscape materials) at base of cart each week after emptied by city, to be base for food scraps.
- **Single-Use Fiber Utensils, ServiceWare - Acceptable**
 - **Fiber-based plates.** Must be 100% fiber-based and have no liner, coating, or filler that is made from petroleum plastic, bioplastic, or wax. Looks like molded fiber with no coating;
 - **Utensils.** Are non-coated bamboo, wood, and other 100% plant-fiber based;
 - **Stir Sticks.** Are wood-based stir sticks or edible options like pasta;
 - **Straws.** Are made from 100% paper, plant-fiber, or edible options. UNACCEPTABLE paper or plant-fiber based options that use a bioplastic coating.
- Landscape (green) materials – best to mix with food scraps to absorb moisture (maximum thickness or length of branches, stumps and trunks, 4").
- No landscape (unless over 4" thickness or length of plant material) nor food materials in trash
- **DOES your landscape vendor (if applicable, or you DIY) dump** onsite the materials (in black trash cart) OR haul off? If either, MUST now go in green cart. If continue to haul off, the vendor must take to a recycling facility,

NOT landfill. Please check on this and report back to the Zero Waste Team what your landscape vendor does with green waste.

Green Container (Cart) – Who is Responsible for Placement and to Roll Out for Servicing:

- After the green cart is dropped off at your property, the property owner or designated management company is responsible, e.g. responsible party, for finding a location for the green cart on the private property. The best location is on the property, and not in the alley with the larger blue and black carts; onsite positioning avoids illegal dumping from non-residents, and potential for vehicular damage should your green cart be moved by wind or is in an obstructive location for vehicular flow.
- The property owner or designated management company is responsible for rolling out, and back, the green cart to the pick-up location (street curb or alley) on pick-up day, when the green cart is stored for use on the private property, the preferred location. The responsible party can designate or authorize an onsite or offsite person to do this, though this action is between the 2 private parties, not the city. The city is not responsible for rolling out and back, nor the proper placement for servicing of, the green cart. Failure to place the cart in the right location will result in the cart not being emptied.

Green Container Servicing Day, Delivery and Size:

- Generally, your organics pick-up day is the same day as your blue and black containers (unless you have multiple trash and/or non-organic recyclables weekly pick-ups);
- Our Operations staff will deliver an appropriately-sized green container, within 1-2 weeks under normal conditions, based upon the building's number of residents, or employees or both. Our staff will exercise their expert discretion and judgment on which container size to deliver to a certain address. For example, if the building only has a few units, or if onsite space is an issue, we would distribute a 65-gallon cart. If a customer finds the container is too small, or needs a second one, the customer can contact Customer Service, recycling@santamonica.gov, or 310.458.2223, and make a request (please provide your refuse account number).

Green Container Servicing Guidelines:

****For customers with carts, the smaller square, 2-wheel containers NOT in the alley but on the property****

- ****Have your container in the alley or street (curbside) by 7 AM of pick-up day; and returned end of day;**
- **** (Also for carts normally in the alley) Make sure the cart is in line with other carts; not behind any others; not blocked by a structure or car, as City trucks cannot service carts if not positioned correctly to empty them; if not positioned properly, your cart will not be emptied;**
- ****If placing cart at street, make sure on street next to curb, not on the parkway, and not blocked by parked car;**
- Collection service time may vary and may change based on circumstances, such as Monday holiday (pushes service back a day) or staffing shortage;
- Collection time is not guaranteed; please allow up to 2 PM on collection day before reporting a missed collection (recycling@santamonica.gov); and
- When a state/federal holiday occurs and city offices closed, service is pushed to next day, and rest of week delayed one day.

NOTE: In addition to the requirements for general recycling organics and non-organics, Multi-family (5 units +) and Business property owners and management companies, e.g. responsible parties for each property, **MUST:**

- Annually educate residents, tenants and employees about recycling all these materials;
- Educate new residents, tenants and employees within 14 days of moving in or starting employment; and
- Do monthly inspections of the recycling and trash containers and enclosure or area to make sure right materials going in the right containers, and the area is clean and not used for storage - only for recycling and trash collection.

For information or questions about recycling, contact the Zero Waste Team, zerowaste@santamonica.gov; to obtain a green container, email to Customer Service, recycling@santamonica.gov (from a responsible person for the property and utility account number); or call 310.458.2223.

Thank you, the Zero Waste Team of the City's Resource Recovery & Recycling Division, Public Works Department

March 2022