

Resident Portal: Passwordless Login


How-to Authenticate Using a Passwordless Login:


With Passwordless login, you can access RentCafe using one of the following login options:


- Continue with Email
- Continue with Google
- Continue with Microsoft
- Continue with Apple


Resident Services

Important Information [Show More](#)



 Continue with Email

 Continue with Google

 Continue with Microsoft

 Continue with Apple

Download our app!
Download the free and easy to use app for your smartphone.

Support
For Resident Services support, please email BCSales@yardi.com or call [\(787\) 878-7878](tel:787-878-7878)

Before you begin

- One-time codes sent via email or SMS text messages will be active for 10 minutes.
- Secure links sent via email will be active for 30 minutes.
- If you use an expired link, it won't count as a failed attempt.
- You'll be locked out of your RentCafe account after six failed attempts.

Continue with Email

You can log in using the email address associated with your RentCafe account.

1. Select Continue with Email.
2. Enter the email address associated with your RentCafe account and click Send Verification Code.

3. Two options appear:

- a. To receive a verification code on your mobile device, select Send Verification Code to Text.
- b. To receive a URL link, select Send Verification Code to Email.

Continue with Google

You can log in using your Google account.

1. Select Continue with Google.
2. If you're already logged into your Google account on your device, click the link to access your RentCafe account.
3. If you're not logged into your Google account, complete the Google Sign in screen that appears and then you'll be redirected to RentCafe.

Continue with Microsoft

You can log in using your Microsoft account.

1. Select Continue with Microsoft.
2. If you're already logged into your Microsoft account on your device, click the link to access your RentCafe account.
3. If you're not logged into your Microsoft account, complete the Microsoft Sign in screen that appears and then you'll be redirected to RentCafe.

Continue with Apple

You can log in using your Apple account.

1. Select Continue with Apple. Two options appear.
2. To log in using your password, enter your Apple password to access your RentCafe account.
3. To log in using a passkey, scan the QR code to access the URL link to your RentCafe account.