



The Concord GRAPEVINE

GROUNDHOG DAY

This quirky and fun American tradition takes place on February 2nd each year.

According to folklore, if the groundhog sees its shadow, there will be six more weeks of winter; if not, spring will come early. Groundhog Day is celebrated with enthusiasm, with various events and festivities taking place across the United States. While the tradition is rooted in folklore and is not a scientifically accurate way to predict the weather, it remains a beloved and lighthearted tradition in many communities. It coincides with the Christian holiday of Candlemas and has its origins in European weather lore, which used animals like badgers and bears instead of groundhogs.



the badger was used for this purpose. When German immigrants settled in Pennsylvania, they brought this tradition with them but switched to using groundhogs, which were more readily available. The most famous groundhog, Punxsutawney Phil, has been making predictions in Punxsutawney, Pennsylvania, since the late 19th century. The first official Groundhog Day celebration took place there in 1887.

Attend Groundhog Day Events: Check if there are any local events or celebrations happening in your area. Many towns and cities hold parades and gatherings for this unique holiday.

Watch the Groundhog Ceremony: Tune in to the live broadcast or live stream of the official Groundhog Day ceremony at Gobbler's Knob in Punxsutawney, Pennsylvania. This is where Punxsutawney Phil, one of the most famous groundhogs, makes his prediction.

Host a Groundhog Day Party: Invite friends and family over for a Groundhog Day-themed party. Decorate with groundhog-themed items and watch the classic movie "Groundhog Day" starring Bill Murray.

Create Groundhog Crafts: Get creative with crafts featuring groundhog motifs. You can make groundhog masks, puppets, or even bake groundhog-shaped cookies.

<https://www.awarenessdays.com/awareness-days-calendar/groundhog-day-2025/>

CONTENTS

Movie Madness	2
Culinary Creations	3
Helpful Tips	4
Crafty Fun	5




FEBRUARY 2025

2nd	Groundhog Day
7th	National Wear Red Day
9th	Super Bowl
12th	Lincoln's Birthday
14th	Valentine's Day
17th	Presidents Day
20th	National Love Your Pet Day
22nd	Washington's Birthday
22nd	NAACP Awards
28th	National Tooth Fairy Day

FEBRUARY 2025

ConcordRents

A Concord Management, Ltd. Affiliate



Movie MADNESS

February 2025 Movie Releases




February 5th ~ Kinda Pregnant

Jealous over her best friend's pregnancy, Lainy begins wearing a fake baby bump... then accidentally meets the man of her dreams.



February 14th ~ Captain America

After meeting with newly elected U.S. President Thaddeus Ross, Sam finds himself in the middle of an international incident—a mysterious attack. He must discover the reason behind a nefarious global plot against the world leaders before the true mastermind has the entire world seeing red.




February 7th ~ Bring Them Down

The last son of a shepherding family, lives with his ailing father. Burdened by a terrible secret, he has isolated himself from the world. When a conflict with his rival farmer and also his son escalates, he is drawn into a devastating chain of events, forcing him to confront the horrors of his past and leaving both families permanently altered.



February 21st ~ Old Guy

Aging contract killer still believes he's the best at what he does, and is thrilled when The Company pulls him back in the field, but only to train a Gen Z assassin with an attitude. They asked to eliminate top members of a competing crime syndicate and, in the process, uncover their employer's true motive: removing the old guard in a full takeover. The Company didn't anticipate that his experience coupled with the kid's brilliance would create such an unlikely bond between the two, enabling them to turn it all back on The Company.



February 14th ~ Bridget Jones: Mad about the Boy

Bridget is now a widowed single mother raising her children with help from her loyal friends and even her former lover. Pressured by her Urban Family to forge a new path toward life and love, Bridget goes back to work and even tries out the dating apps. Now juggling work and romance, Bridget grapples with the judgment of the perfect mums at school, worries about her kids as they struggle with the absence of their father, and engages in a series of awkward interactions with her son's science teacher.



February 28th ~ The Day the Earth Blew Up: A Looney Tunes Movie

Porky and Daffy are our unlikely heroes and Earth's only hope when facing the threat of alien invasion. In this buddy-comedy of epic proportions, they race to save the world, delivering all the laugh-out-loud gags and vibrant visuals that have made the Looney Tunes so iconic, but on a scope and scale yet to be experienced.



Culinary CREATIONS

Fun Super Bowl Game Snacks for Kids!

These adorable treats come together quickly thanks to store-bought items and a few clever tricks.

Hike-It Cheese Ball

Go long and mold a store-bought or homemade cheese ball into the shape of a football (don't worry about being perfect – any oblong shape will do). Roll it in chopped pecans or walnuts to cover up any cracks, then top with roasted red pepper "laces."



Healthier Heroes

Skip the bread and layer deli ham, salami, mortadella and cheese between cucumber rounds for a two-bite take on the classic Italian sub.

Walking Tacos

Load up tortilla chips! Scooping toppings right into the bag. Set out a pot of chili, bowls of toppings and a basket of single-serving chip bags with the tops cut open, then let each guest assemble his or her own dish. Serve with disposable forks for even quicker cleanup.



Pass-and-Play Eclairs

Bored with cupcakes and cookies? Follow the next food trend and go retro hip with chocolate eclairs that have white-icing laces.

Source: <https://www.foodnetwork.com/big-game/big-game-parties/football-shaped-foods-for-game-day>

Helpful TIPS

Get the Most Out of Apartment Living!

Use your apartment amenities! Apartment amenities are services, products, or features made available to renters in addition to a residence.

These additions are provided to enhance the tenants' comfort and enjoyment of their stay. Your community likely has a variety of amenities that you can use!

Perhaps there is a swimming pool, laundry facilities, a clubhouse, and more. Discover how you can actively participate in what your community has to offer. Add convenience and luxury to your life by taking full advantage of every amenity. Use these tips below to get fully acquainted with your amenities:

- Familiarize yourself with all available amenities, such as fitness centers, pools, and communal lounges. Take time to tour any additions and be sure you know how to fully operate and use all of them.
- Create a schedule to make the most of each amenity, whether it's hitting the gym before work or unwinding by the pool on weekends.
- If allowed, host gatherings or events in communal spaces, such as movie nights or BBQ parties in the lounge.
- Take advantage of shared facilities for special occasions, like using the communal kitchen for cooking large meals or celebrating birthdays in the event room.
- Stay informed about any classes or events organized by the apartment management, such as free health screenings.
- Utilize shared workspaces or business centers for remote work or studying, taking advantage of the convenience and quiet atmosphere.
- Engage with fellow residents while using amenities, fostering a sense of community and making new friends along the way.
- Provide feedback or suggestions to the management about amenities or events you'd like to see offered.



Source: <https://www.marketapts.com/apartment-living/how-to-get-the-most-out-of-apartment-living/>

Create Colorful Valentines!

Here's what you'll need:

- Cardboard
- Scissors
- Tempera or Acrylic Paint
- Glue
- Pom Poms
- Glitter

1. *Paint cardboard*

Put two pieces of cardboard together for "smush painting."

2. *Cut heart shapes*

Once the paint has thoroughly dried, cut the cardboard into heart shapes.

3. *Decorate the valentines*

Use whatever craft materials you have at home such as pom poms, glitter, ribbons, sequins, googly eyes, feathers—any of these will work great to add to the valentines. Then grab a bottle of glue and let your little (or big) kid squeeze away.

4. *Let dry*


It might take a couple of days to dry completely.

Source: <https://artfulparent.com/diy-valentines-for-kids/>

1.



2.



3.



4.

