



***We will be upgrading the  
Laundry Facilities with a NEW  
laundry system!***

**No more coins!**

This brand new technology will allow you pay at the machine with a credit card or pay at the machine by downloading the CALECO CleanMobile app to your smartphone device.

Instructional signage and stickers with information regarding downloading and registering for the **CALECO CleanMobile** app will be posted in the Laundry Room.

If you should have any questions please contact us at  
[service@caleco.net](mailto:service@caleco.net)

Thank you,  
Management and CALECO Laundry

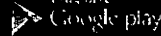
# CALECO CleanMobile

To start the washers & dryers, you do not need cell service in the laundry room. However, to add value to your account, cell service or WiFi is required.



**1**

Download the CALECO CleanMobile App and identify Your Laundry Room or Scan QR Code



**2**

Register & Sign In

**3**

Start the machine by scanning the QR Code or entering the Machine Number

## Identify Your Laundry Room

### INSIDE YOUR LAUNDRY ROOM

If you are in your Laundry Room, CALECO CleanMobile will automatically detect your Laundry Room.

**Oops!**

Your laundry room was not auto detected. Please find the Smartphone Registration Code in your Laundry Room



**Scan QR Code**

OR

**Enter Code Manually**

Laundry Room SR Code:

**CAL6353**

**Let's Get Started**

Please find registration QR Code in your Laundry Room to Sign in or Register Account



### OUTSIDE YOUR LAUNDRY ROOM

If you are not in your Laundry Room, click Scan QR Code and then you will be prompted to enter the Smartphone Registration Code located in your Laundry Room.

## Register, Sign In, & Add credit to your account

CALECO CleanMobile

Location

CALECO Demo

george@caleco.net

.....

Forgot Password

**SIGN IN**


**Register It's FREE**

Scan Registration QR Code

You'll see this screen when you launch the app. Click here to register.

It's Easy! You can load value with your Credit or Debit Card.

## Scan the QR Code or enter Machine Number found on the machine



Scan the QR Code or Enter the Machine Number found on your selected machine and choose OK. Your machine will start.



Phone: 610-692-5600 • www.caleco.net



## **CREDIT/DEBIT CARD PAYMENT AT WASHER**

- 1. Add clothes and detergent to Washer**
- 2. Make the appropriate cycle selection**
- 3. Follow Ultra's display: Swipe or insert your Debit/Credit card**
- 4. After payment processes press 'Start'**
- 5. Washer will start and the cycle time will be displayed on the Washer**

**[service@caleco.net](mailto:service@caleco.net)**

**610-692-8000**






## **CREDIT/DEBIT CARD PAYMENT AT DRYER**

- 1. Add clothes to Dryer**
- 2. Make the appropriate cycle selection**
- 3. Follow Ultra's display: Swipe or insert your Debit/Credit card**
- 4. After payment processes press 'Start'**
- 5. Dryer will start and the cycle time will be displayed on the dryer**
- 6. If you need to add cycle time please swipe/insert your Debit/Credit card again**
- 7. The Dryer will run with the new cycle time, which will be displayed on the Dryer**

**[service@caleco.net](mailto:service@caleco.net)**

**610-692-8000**





***We will be upgrading the  
Laundry Facilities with a NEW  
laundry system!***

**No more coins!**

This brand new technology will allow you pay at the machine with a credit card or pay at the machine by downloading the CALECO CleanMobile app to your smartphone device.

Instructional signage and stickers with information regarding downloading and registering for the **CALECO CleanMobile** app will be posted in the Laundry Room.

If you should have any questions please contact us at [service@caleco.net](mailto:service@caleco.net)

Thank you,  
Management and CALECO Laundry

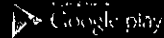
# CALECO CleanMobile

To start the washers & dryers, you **do not** need cell service in the laundry room. However, to add value to your account, cell service or WiFi is required.



**1**

Download the CALECO CleanMobile App and identify Your Laundry Room or Scan QR Code



**2**

Register & Sign In


**3**

Start the machine by scanning the QR Code or entering the Machine Number


## Identify Your Laundry Room

### INSIDE YOUR LAUNDRY ROOM

If you are in your Laundry Room, CALECO CleanMobile will automatically detect your Laundry Room.



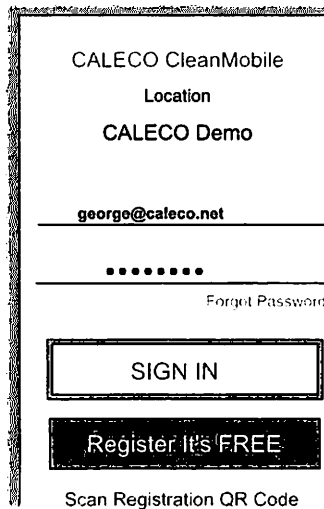
Laundry Room SR Code:  
**CAL6353**



### OUTSIDE YOUR LAUNDRY ROOM

If you are not in your Laundry Room, click Scan QR Code and then you will be prompted to enter the Smartphone Registration Code located in your Laundry Room.

## Register, Sign In, & Add credit to your account



You'll see this screen when you launch the app. Click here to register.

It's Easy! You can load value with your Credit or Debit Card.

## Scan the QR Code or enter Machine Number found on the machine



Scan the QR Code or Enter the Machine Number found on your selected machine and choose OK. Your machine will start.



Phone: 610-692-5600 • www.caleco.net



## **CREDIT/DEBIT CARD PAYMENT AT WASHER**

- 1. Add clothes and detergent to Washer**
- 2. Make the appropriate cycle selection**
- 3. Follow Ultra's display: Swipe or insert your Debit/Credit card**
- 4. After payment processes press 'Start'**
- 5. Washer will start and the cycle time will be displayed on the Washer**

**[service@caleco.net](mailto:service@caleco.net)**

**610-692-8000**

