CLOSEOUT REPORT

For

Lead-Based Paint Abatement Project Design,
Air Monitoring and Project Oversight
Towne House Apartments
4400 Lindell Boulevard
St. Louis, Missouri 63108

ATC Project No. 30.22869.0001

December 1, 2010

Prepared by:

ATC Associates Inc.
14 Sunnen Drive, Suite 143
St. Louis, Missouri 63143
Phone: (314) 644-2500
Fax: (314) 644-4838

Prepared for:

Ms. Marian C. Hwang
Miles & Stockbridge PC
10 Light Street
Baltimore, Maryland 21202
Phone: (410) 385-3604
Fax: (410) 385-3700

ATC ASSOCIATES INC.
Engineering Individual Solutions

14 Sunnen Drive, Suite 143
St. Louis, Missouri 63143
314.644.2500
fax: 314.644.4838
www.atcassociates.com

December 1, 2010

Ms. Marian Hwang
Miles & Stockbridge PC
10 Light Street
Baltimore, Maryland 21202

Re: Closeout Report
Lead-Based Paint Abatement Project Design, Air Monitoring and Project Oversight
Towne House Apartments
4400 Lindell Boulevard
St. Louis, Missouri 63108
ATC Project No. 30.22869.0001

Dear Ms. Hwang:

ATC Associates Inc. (ATC) is pleased to submit the lead-based paint abatement project design, air monitoring and project oversight closeout report for the above-referenced location. This report includes the procedures and methodologies, analytical laboratory results and applicable conclusions and recommendations.

We appreciate the opportunity to be of service to Miles & Stockbridge PC on this project and look forward to working with you on future projects. In the meantime, if you have questions or comments regarding the information in the report please do not hesitate to contact Bryan Podkul at (314) 644-2500.

Respectively submitted,

ATC Associates Inc.

Mike Clark for
Matt G. Honerkamp
Project Manager

BKP
Bryan K. Podkul
Project Manager

TABLE OF CONTENTS

Page

EXECUTIVE SUMMARY **1**

PROJECT DESIGN **3**

LEAD-BASED PAINT ABATEMENT PROJECT **3**
Project Description 5
Purpose of the Air Monitoring 6
Purpose of the Visual Inspection 6
Purpose of XRF Testing 6

AIR MONITORING PROTOCOL AND ANALYTICAL PROCEDURES **6**
Air Monitoring Protocol 6
Analytical Procedures 7

CONCLUSION **8**

LIST OF APPENDICES:

Appendix A: Tables
Table 1: Summary of Lead Abatement Activities
Table 2: Summary of Wipe Sample Analyses Results
Table 3: Perimeter Lead Air Sample Results
Appendix B: Photographic Documentation
Appendix C: Floor Plan (Unit 12-M)
Appendix D: Laboratory Reports
Appendix E: Certifications/Accreditations
Appendix F: Daily Field Notes
Appendix G: Contractor's Notification

EXECUTIVE SUMMARY

ATC Associates Inc. (ATC) was retained by Miles & Stockbridge PC (client) to provide project design, air monitoring and project oversight for a lead-based paint (LBP) abatement project at the Towne House Apartments located at 4400 Lindell Boulevard in St. Louis, Missouri (site). The LBP abatement project was in response to a United States Department of Housing and Urban Development (HUD) random lead-based paint survey performed by ATC from October 6th through October 14th, 2009, and September 22, 1010, with report dated September 24, 2010. ATC prepared a scope of work for contractor bidding purposes after a number of additional site visits and consultations with the client and contractor(s).

LBP abatement activities were performed on the following materials (Refer to Table 1 in Appendix A):

- Exterior – North Driveway/Sidewalk railings (removed and replaced railings);
- Exterior – East Driveway/Sidewalk railings (removed and replaced railings);
- Exterior – East Ramp railings to basement (removed and replaced railings);
- Exterior – East Sundeck Staircase railings (onsite paint removal);
- Exterior – East Pool railings (onsite paint removal);
- Exterior – Pool Staircase railings down to locker rooms (onsite paint removal);
- 7th and 12 Floor Trash Rooms – Plumbing Clean-out Caps (onsite paint removal) and;
- Unit 12-M Bedroom – D-wall (onsite paint removal)

ATC notes that pre-abatement conditions of painted materials were intact, with no LBP chipping or peeling observed.

From October 18th through October 27th, 2010 ATC collected perimeter air samples and provided project oversight in support of the LBP abatement activities at the site. In addition, on October 27th, 2010, ATC collected dust wipe clearance samples on various horizontal surfaces (floor, window sills, radiator, etc.) inside Unit 12-M to determine the presence or absence of lead in dust

above the United States Environmental Protection Agency (EPA), HUD, and the Missouri Department of Health and Senior Services (MDHSS) clearance levels following LBP abatement activities.

It was determined by laboratory analysis that all of the perimeter air sample results sampled between October 18th and October 27th, 2010 were below the laboratory detection limit of 5.0μg/m^3 which is below the Occupational Safety and Health Association (OSHA) Administration "permissible exposure limit" (PEL) of 50μg/cm^3 and the "Action Level" of 30μg/m^3. Results generally confirmed adherence to good work practices by the contractor. Refer to Table 3 in Appendix A for a summary of the perimeter air sample analysis results and locations, and Appendix D for the Laboratory Report.

In addition, none of the dust wipe samples collected on October 27th, 2010 were reported to contain lead above the EPA, HUD and MDHSS clearance levels of 40 micrograms per square foot (μg/ft^2) for floor wipe samples and/or 250μg/ft^2 for window sills. Refer to Table 2 in Appendix A for a summary of dust wipe sample analysis results and locations, and Appendix D for the Laboratory Report.

Finally, ATC conducted x-ray florescence (XRF) testing on surfaces where onsite paint removal was performed to help determine if all of the LBP was removed from the substrate. XRF testing was conducted on the east sundeck staircase railings, east pool railings, pool staircase railings down to the locker rooms, plumbing clean-out caps on the 7th and 12 floors, and Unit 12-M Bedroom D-wall. All of the XRF readings were reported below 0.0μg/cm^2, which is below the EPA and HUD standard of 1.0μg/cm^2.

PROJECT DESIGN

Based on the results of the HUD random LBP survey performed by ATC from October 6th through October 14th, 2009, and on September 22, 2010, along with a number of additional site visits and consultations with the client, ATC prepared a scope of work outlining abatement methods and areas in which LBP abatement activities would occur. The scope of work included drawings, photographs and approximate linear/square feet of material to be abated. The scope of work was developed by Mr. Bryan Podkul of ATC, a Missouri Licensed Lead Abatement Project Designer. The contractor walkthrough was performed by Mr. Podkul, along with a representative for the client. ATC reviewed the contractor's bids and selected a contractor with client concurrence.

LEAD-BASED PAINT ABATEMENT PROJECT

From October 18th through October 27th, 2010, ATC was retained by the client to collect air and dust wipe samples, and provide project oversight in support of the LBP abatement activities at the site. ATC's scope of work was as follows:

- ATC provided air monitoring and project oversight during the following LBP abatement activities:
    - Removal and replacement of approximately 135 linear feet (LF) of metal railings along the east side of the building. Specifically, the sections along the driveway/sidewalk, and on top of the wall along the ramp down to the basement.
    - Removal and replacement of approximately 38 LF of metal railings along the north side of the building. Specifically, the sections along the driveway/sidewalk.
    - Onsite paint removal of approximately 115 LF of railings along the pool/sundeck area. Specifically, the east pool railing, the east sundeck staircase railings, and the pool staircase railings leading down to the locker rooms.

- Onsite paint removal of four plumbing clean-out caps located in the 7th and 12th floor trash rooms (two on the 7th Floor and two on the 12th Floor).
- Onsite paint removal of an approximately 120 square feet (SF) wall located in Unit 12-M. Specifically, the D-wall located in the bedroom.

- The LBP abatement was performed by Midwest Services Group (MSG) located at 28 Patmos Court in St. Peters, Missouri. MGS is a Missouri-licensed lead abatement contractor. The LBP abatement was performed by a crew of one (1) Missouri-licensed lead abatement supervisor and two (2) Missouri-licensed lead abatement workers.

- Mr. Kevin Mann, a Missouri-licensed lead risk assessor, and Mr. Bryan Podkul, a Missouri-licensed lead risk assessor, supervisor and project designer, conducted daily air samples during the LBP abatement activities. Based on the locations of the daily work activities, ATC placed one sample in the upwind direction from the work activity, and one sample in the downwind direction. The previous day's samples were hand delivered to EnviroHealth Technologies Inc. (EHT) which is Environmental Lead Laboratory Accreditation Program (ELLAP) accredited for airborne dust, paint, settled dust by wipe, and soil under the National Institute for Occupational Safety and Health (NIOSH) Method 7082.

- Mr. Mann collected dust wipe clearance samples on various horizontal surfaces (floor, window sills, radiator, etc.) inside Unit 12-M to determine the presence or absence of lead in dust above the EPA, HUD and MDHSS clearance levels following LBP activities. The samples were hand delivered to EHT for analysis.

- Each work area was visually inspected by ATC after the conclusion of the LBP activity. The visual inspection indicated that the LBP materials were properly abated (removed/replaced or onsite removal) and that the work area was visibly clean of any paint chips or dust.

- Mr. Mann kept daily field notes documenting all of the daily activity performed at the site. The daily field notes are provided in Appendix F.

- Mr. Mann conducted XRF testing on surfaces where onsite paint removal was performed to help determine if all of the LBP was removed from the substrate. XRF testing was conducted on the east sundeck staircase railings, east pool railings, pool staircase railings down to the locker rooms, plumbing clean-out caps on the 7th and 12th floors, and Unit 12-M Bedroom D-wall. All of the XRF readings were reported below 0.0μg/cm^2, which is below the EPA and HUD standard of 1.0μg/cm^2.

- The laboratory analysis of the area air samples determined that all of the area air sample results sampled between October 18th and October 27th, 2010 were below the laboratory detection limit of 5.0μg/m^3 which is below the Occupational Safety and Health Association (OSHA) Administration "permissible exposure limit" (PEL) of 50μg/cm^3 and the "Action Level" of 30μg/m^3. Results generally confirmed adherence to good work practices by the contractor.

- None of the dust wipe samples collected inside Unit 12-M on October 27th, 2010 were reported to contain lead above the EPA, HUD and MDHSS clearance levels of 40 micrograms per square foot (μg/ft^2) for floor surfaces and/or 250μg/ft^2 for window sills.

- Based on the results of the visual inspection, XRF testing, and air and dust-wipe sample results, each area was released and considered safe for re-occupancy by the general public as of October 28th, 2010.

Project Description

The work was performed in eight (8) day shifts from October 18th through October 27th, 2010.

Purpose of the Air Monitoring

The purpose of the area air monitoring was to confirm that clean air conditions were continually met around the work areas during the LBP abatement activities and to confirm that the abatement workers were wearing the proper personal protective equipment (PPE) for their specific tasks.

Purpose of the Visual Inspection

The purpose of the visual inspection prior to the release of the work area was to ensure that the area was clear of visible chips and/or dust, and that the work area was adequately cleaned.

Purpose of XRF Testing

The purpose of XRF testing on surfaces where onsite paint removal was conducted was to help determine if all of the LBP was removed from the substrate. The XRF equipment used for this testing was an RMD LPA-1 analyzer.

AIR MONITORING PROTOCOL AND ANALYTICAL PROCEDURES

Air Monitoring Protocol

The air samples were collected at flow rates at 2.0 liters per minute (LPM). Flow rates were checked at the beginning and at the end of the sampling period using a rotometer. The rotometer was calibrated by the Volumetric Primary Standard method (Gilibrator). All samples were collected open-faced and positioned at breathing zone height with the exposed portion of the cassette facing downward. Air monitoring was conducted by drawing representative air through a mixed cellulose ester filter (37-mm diameter, 0.8-micron pore size) that had been placed in a three (3)-piece open-face cassette, attached by tygon tubing to a sampling pump. The air monitoring results are provided in Appendix A, Table 3.

Analytical Procedures

The air and dust-wipe samples were analyzed by atomic absorption spectrometers (AAS) utilizing NIOSH Method 7082. AAS is a spectroanalytical procedure for the qualitative detection and quantitative determination of chemical elements employing the absorption of optical radiation (light) by free atoms in the gaseous state. The samples were analyzed by EHT which is Environmental Lead Laboratory Accreditation Program (ELLAP) accredited for airborne dust, paint, settled dust by wipe, and soil under the National Institute for Occupational Safety and Health (NIOSH) Method 7082.

CONCLUSION

ATC was retained by Miles & Stockbridge PC to provide project design, air monitoring and project oversight for a LBP abatement project at the Towne House Apartments located at 4400 Lindell Boulevard in St. Louis, Missouri. The LBP abatement was in response to a HUD random lead-based paint survey performed by ATC from October 6th through October 14th, 2009, and September 22, 2010, with report dated September 24, 2010. ATC prepared a scope of work for contractor bidding purposes after a number of additional site visits and consultations with the client and contractor(s).

LBP abatement activities were performed on the following materials:

- Exterior – North Driveway/Sidewalk railings (removed and replaced railings);
- Exterior – East Driveway/Sidewalk railings (removed and replaced railings);
- Exterior – East Ramp railings to basement (removed and replaced railings);
- Exterior – East Sundeck Staircase railings (onsite paint removal);
- Exterior – East Pool railings (onsite paint removal);
- Exterior – Pool Staircase railings down to lock rooms (onsite paint removal);
- 7th and 12 Floor Trash Rooms – Plumbing Clean-out Caps (onsite paint removal) and;
- Unit 12-M Bedroom – D-wall (onsite paint removal)

From October 18th through October 27th, 2010 ATC collected perimeter air samples and provided project oversight in support of the LBP abatement activities at the site. In addition, on October 27th, 2010, ATC collected dust wipe clearance samples on various horizontal surfaces (floor, window sills, radiator, etc.) within Unit 12-M to determine the presence or absence of lead in dust above the EPA, HUD, and MDHSS clearance levels following LBP abatement activities.

It was determined by laboratory analysis that all of the area air sample results sampled between October 18th and October 27th, 2010 were below the laboratory detection limit of 5.0μg/m^3 which

is below the OSHA "permissible exposure limit" (PEL) of 50μg/cm^3 and the "Action Level" of 30μg/m^3. Results generally confirmed adherence to good work practices by the contractor.

In addition, none of the dust wipe samples collected on October 27th, 2010 were reported to contain lead above the EPA, HUD and MDHSS clearance levels of 40 micrograms per square foot (μg/ft^2) for floor wipe samples and/or 250μg/ft^2 for window sills.

Finally, ATC conducted XRF testing on surfaces where onsite paint removal was performed to help determine if all of the LBP was removed from the substrate. XRF testing was conducted on the east sundeck staircase railings, east pool railings, pool staircase railings down to the locker rooms, plumbing clean-out caps on the 7th and 12 floors, and Unit 12-M Bedroom D-wall. All of the XRF readings were reported below 0.0μg/cm^2, which is below the EPA and HUD standard of 1.0μg/cm^2.

Based on the results of the visual inspection, XRF testing and air and dust-wipe sample results, each area was released and considered safe for re-occupancy by the general public as of October 28th, 2010.

APPENDIX A

TABLES

Table 1
LEAD CLEARANCE
SUMMARY OF LEAD ABATEMENT ACTIVITIES
Towne House Apartments, 4400 Lindell Boulevard, St. Louis, Missouri 63108

SAMPLE LOCATION	MATERIAL	DIRECTION/ WALL	COMPOSITION	COLOR	LEAD HAZARD REDUCTION REFERENCE NUMBER USED	LEAD HAZARD REDUCTION REFERENCE EXPLANATION
Exterior - Driveway/Sidewalk	Railings	North	Metal	Black	1	Removed and Replaced Railings
Exterior - Driveway/Sidewalk	Railings	East	Metal	Black	1	Removed and Replaced Railings
Exterior - Ramp (To Basement)	Railings	East	Metal	Black	1	Removed and Replaced Railings
Exterior - Sundeck Staircase	Railings	East	Metal	Black	3	Onsite Paint Removal
Exterior - Pool Staircase (To Locker Rooms)	Railings	N/A	Metal	Black	3	Onsite Paint Removal
Exterior - Pool	Railings	East	Metal	Black	3	Onsite Paint Removal
7th Floor - Trash Room	Clean-Out Cap	N/A	Metal	White	3	Onsite Paint Removal
12th Floor - Trash Room	Clean-Out Cap	N/A	Metal	White	3	Onsite Paint Removal
Unit 12-M Bedroom	Wall	D	Plaster	White	3	Onsite Paint Removal

Notes for Table 1:

Sample Location - Area(s) in the building where lead-based paint material was found.
Material - The building component(s) from which the lead hazard reduction activities were performed (i.e.: wall, railings, etc.)
Direction/Wall - Cardinal direction or wall where lead hazard reduction activities were performed. (see Figure 1 in Appendix C)
Composition - The basic material from which the building component was constructed (i.e.: wood, plaster, steel, etc.)
Color - The approximated color of the paint, prior to lead hazard reduction activities.

Lead Hazard Reduction Reference Number Used - Lead Hazard Reduction Reference Number (see below) are the recommendation based on the U.S. Department of Housing and Urban Development "Guidelines for the Evaluation and Control of Lead-Based Paint Hazards in Housing", 1995. The reference number was used in Lead Reduction for the sample location and material listed on the corresponding line.

1 - Building component replacement.
2 - Enclosure systems (not encapsulation).
3 - Onsite and offsite paint removal.
4 - Encapsulation
5 -Interim Controls (Paint)

Lead Hazard Reduction Reference Explanation - Brief explanation of lead hazard reduction method that was used.

TABLE 2
LEAD CLEARANCE
SUMMARY OF DUST WIPE SAMPLE ANALYSES RESULTS
Towne House Apartments, Unit 12-M, 4400 Lindell Boulevard, St. Louis, Missouri 63108

SAMPLE LOCATION	WALL IDENTIFICATION	GRAB	SIZE	CLEARANCE RESULTS 10/27/2010 (ug/ft2)	CLEARANCE LEVEL (ug/ft2) EPA/HUD/MDHSS
Bedroom Floor (Carpet)	N/A	Grab	12"x12"	<5	40
Bedroom Floor (Carpet)	N/A	Grab	12"x12"	<5	40
Bedroom Window Sill	C	Grab	2"x18"	<20	250
Top of Radiator	C	Grab	2"x18"	<20	40
Living Room Floor (Carpet) @ Entry to Bedroom	N/A	Grab	12"x12"	5.1	40

Notes for Table 2:

Sample Location - Area in the building where suspect material was found.

Wall Identification - specific wall identification, arbitrarily designated in the field, as referred to on Figure 1 (Appendix C).

Grab - One sample location

Results - Lead concentration reported by Laboratory. See Appendix D for laboratory report.

Clearance - Samples taken after work is completed.

Clearance Level - Lead in dust clearance levels listed by EPA/HUD and MDHSS.

Samples highlighted in **red** represent results that **exceed** the EPA/HUD or MDHSS clearance level for lead in dust.

ATC ASSOCIATES INC

TABLE 3
PERIMETER LEAD AIR SAMPLING RESULTS
TOWNE HOUSE APARTMENTS, 4400 LINDELL BLVD,, ST. LOUIS, MO

SAMPLE NO.	PUMP NO.	TYPE	SAMPLE LOCATION	ACTIVITY	VOLUME (Liters)	RESULTS
Sample Collection Date: 10/18/10						
Blank	N/A	N/A	Field Blank	Component Removal	N/A	<5.0 ug/filter
101810PB1	17	Areas	N.E. Side of Building	Component Removal	930 L	<5.4 ug/m^3
101810PB2	1	Areas	S.E. Side of Building	Component Removal	930 L	<5.4 ug/m^3
Sample Collection Date: 10/19/10						
Blank	N/A	N/A	Field Blank	Paint Removal	N/A	<5.0 ug/filter
101910BP1	29	Areas	Sun Deck - Stair to Pool at Bottom of Stairs	Paint Removal	920 L	<5.4 ug/m^3
101910BP2	33	Areas	Sun Deck - Stair to Pool, East of Stairs	Paint Removal	920 L	<5.4 ug/m^3
Sample Collection Date: 10/20/10						
Blank	N/A	N/A	Field Blank	Paint Removal	N/A	<5.0 ug/filter
102010PB1	29	Areas	Sun Deck Stair to Pool Area, Bottom of Steps	Paint Removal	950 L	<5.3 ug/m^3
102010PB2	33	Areas	Sun Deck East of Stairwell	Paint Removal	950 L	<5.3 ug/m^3
Sample Collection Date: 10/21/10						
Blank	N/A	N/A	Field Blank	Paint Removal	N/A	<5.0 ug/filter
102110PB1	1	Areas	Pool Area, Stairwell to Locker Room, Top	Paint Removal	960 L	<5.2 ug/m^3
102110PB2	17	Areas	Pool Area, Stairwell to Locker Room, Bottom	Paint Removal	960 L	<5.2 ug/m^3
Sample Collection Date: 10/22/10						
Blank	N/A	N/A	Field Blank	Paint Removal	N/A	<5.0 ug/filter
102210PB1	29	Areas	Sundeck Stairwell to Pool, East of Stairwell	Paint Removal	930 L	<5.4 ug/m^3
102210PB2	33	Areas	Sundeck Stairwell to Pool, West of Stairwell	Paint Removal	930 L	<5.4 ug/m^3

ATC ASSOCIATES INC.

TABLE 3
PERIMETER LEAD AIR SAMPLING RESULTS
TOWNE HOUSE APARTMENTS, 4400 LINDELL BLVD,, ST. LOUIS, MO

SAMPLE NO.	PUMP NO.	TYPE	SAMPLE LOCATION	ACTIVITY	VOLUME (Liters)	RESULTS
Sample Collection Date: 10/25/10						
Blank	N/A	N/A	Field Blank	Paint Removal	N/A	<5.0 ug/filter
102510PB1	17	Areas	Pool Area at Top of Stairwell, West	Paint Removal	960 L	<5.2 ug/m^3
102510PB2	37	Areas	Pool Area at Top of Stairwell, East	Paint Removal	960 L	<5.2 ug/m^3
Sample Collection Date: 10/26/10						
Blank	N/A	N/A	Field Blank	Paint Removal	N/A	<5.0 ug/filter
102610PB1	37	Areas	12M Master Bedroom - D-Wall South	Paint Removal	770 L	<6.5 ug/m^3
102610PB2	29	Areas	12M Master Bedroom - D-Wall North	Paint Removal	770 L	<6.5 ug/m^3
102610PB3	17	Areas	Unit 12M, Living Room at Entrance to Bedroom	Paint Removal	770 L	<6.5 ug/m^3
Sample Collection Date: 10/27/10						
Blank	N/A	N/A	Field Blank	Paint Removal	N/A	<5.0 ug/filter
102710PB1	37	Areas	12M Master Bedroom - D-Wall South	Paint Removal	750 L	<6.7 ug/m^3
102710PB2	33	Areas	12M Master Bedroom - D-Wall North	Paint Removal	750 L	<6.7 ug/m^3
102710PB3	17	Areas	Unit 12M, Living Room at Entrance to Bedroom	Paint Removal	750 L	<6.7 ug/m^3

N/A = Not Applicable.

Results - Lead concentration reported by the Laboratory in ug/m^3 (ug/m^3 = micrograms per cubic meter).

APPENDIX B

PHOTOGRAPHIC DOCUMENTATION

Photo 1: Exterior – East Driveway/Sidewalk railing prior to lead hazard reduction activities.

Photo 2: Exterior – East Driveway/Sidewalk railing after lead hazard reduction activities.

Photo 3: Exterior – East Ramp railing (To Basement) prior to lead hazard reduction activities.

Photo 4: Exterior – East Ramp railing (To Basement) after lead hazard reduction activities.

Photo 5: Exterior – North Driveway/Staircase railing prior to lead hazard reduction activities.

Photo 6: Exterior – North Driveway/Staircase railing after lead hazard reduction activities.

Photo 7: Exterior – North Driveway/Staircase railing prior to lead hazard reduction activities.

Photo 8: Exterior – North Driveway/Staircase railing after lead hazard reduction activities.

Photo 9: Exterior – Sundeck Staircase prior to lead hazard reduction activities.

Photo 10: Exterior – Sundeck Staircase after lead hazard reduction activities (onsite paint removal).

Photo 11: Close-up of exterior – Sundeck Staircase Top Rail after lead hazard reduction activities (onsite paint removal).

Photo 12: Close-up of exterior – Sundeck Staircase wall railing after lead hazard reduction activities (onsite paint removal).

Photo 13: Trash Room – Clean-out cap prior to lead hazard reduction activities (onsite paint removal).

Photo 14: Trash Room – Clean-out cap after lead hazard reduction activities (onsite paint removal).



Photo 15: Unit 12-M Bedroom D-wall prior to lead hazard reduction activities (onsite paint removal).

Photo 16: Unit 12-M Bedroom D-wall after lead hazard reduction activities (onsite paint removal).

APPENDIX B:

XRF Data Summary Tables

I

Apartments

TOWN HOUSE APARTMENTS
Random Sampling
XRF Summary Table - Apartment Units

Component Description	Substrate	Total Tested	Positive		Negative		Amount of PC Samples	FINAL CLASSIFICATION			
			Number	Percent	Number	Percent		Positive	Percent	Negative	Percent
WALL	Plaster	524	1	0.19%	524	100%	1	1*	0.19%	523	99.81%
WALL	Drywall	15	0	0%	15	100%	0	0	0%	15	100%
CEILING	Plaster	181	0	0%	181	100%	0	0	0%	181	100%
BASEBOARD	Wood	84	0	0%	84	100%	0	0	0%	84	100%
DOOR SURFACE	Wood	197	0	0%	197	100%	0	0	0%	197	100%
DOOR FRAME	Metal	205	0	0%	205	100%	0	0	0%	205	100%
WINDOW FRAMING	Metal	97	0	0%	97	100%	0	0	0%	97	100%
CLOSET DOOR SURFACE	Wood	66	0	0%	66	100%	0	0	0%	66	100%
CLOSET DOOR FRAME	Wood	65	0	0%	65	100%	0	0	0%	65	100%
CLOSET SHELF	Wood	59	0	0%	59	100%	0	0	0%	59	100%
CLOSET SHELF SUPPORT	Wood	58	0	0%	58	100%	0	0	0%	58	100%
HVAC UNIT	Metal	97	0	0%	97	100%	0	0	0%	97	100%
CABINET DOOR SURFACE	Wood	72	0	0%	72	100%	0	0	0%	72	100%
CIRCUIT BREAKER BOX	Metal	14	0	0%	14	100%	0	0	0%	14	100%
WINDOW SILL (BALCONY)	Concrete	2	0	0%	2	100%	0	0	0%	2	100%
FASCIA (BALCONY)	Concrete	19	0	0%	19	100%	0	0	0%	19	100%
ACCESS PANEL	Metal	2	0	0%	2	100%	0	0	0%	2	100%
CROWN MOLDING	Wood	1	0	0%	1	100%	0	0	0%	1	100%
	TOTALS:	*1,758*	*1*	*0%*	*1,758*	*100%*	*1*	*0*	*0%*	*1,757*	*100%*

* 0.74 percent by weight by NIOSH Method 7082

II

Common Areas

prepared 10/19/09
by ATC Associates Inc.

TOWNE HOUSE APARTMENTS
Random Sampling
XRF Summary Table - Public Hallways

Component Description	Substrate	Total Tested	Positive		Negative		Amount of PC Samples	FINAL CLASSIFICATION			
			Number	Percent	Number	Percent		Positive	Percent	Negative	Percent
WALL	Plaster	64	0	0%	64	100%	0	0	0%	64	100%
CEILING	Plaster	15	0	0%	15	100%	0	0	0%	15	100%
FIRE EXTINGUISHER BOX	Metal	16	0	0%	16	100%	0	0	0%	16	100%
SUPPLY VENT	Metal	16	0	0%	16	100%	0	0	0%	16	100%
ACCESS PANEL	Metal	6	0	0%	6	100%	0	0	0%	6	100%
STAIR DOOR SURFACE	Metal	16	0	0%	16	100%	0	0	0%	16	100%
STAIR DOOR FRAME	Metal	16	0	0%	16	100%	0	0	0%	16	100%
ELECTRIC PANEL DOOR SURFACE	Metal	5	0	0%	5	100%	0	0	0%	5	100%
ELECTRIC PANEL DOOR FRAME	Metal	5	0	0%	5	100%	0	0	0%	5	100%
ELEVATOR DOOR SURFACE	Metal	15	0	0%	15	100%	0	0	0%	15	100%
ELEVATOR DOOR FRAME	Metal	15	0	0%	15	100%	0	0	0%	15	100%
	TOTALS:	*189*	*0*	*0%*	*189*	*100%*	*0*	*0*	*0%*	*189*	*100%*

TOWNE HOUSE APARTMENTS
Random Sampling
XRF Summary Table - Trash Rooms

Component Description	Substrate	Total Tested	Positive		Negative		Amount of PC Samples	FINAL CLASSIFICATION			
			Number	Percent	Number	Percent		Positive	Percent	Negative	Percent
WALL	Plaster	64	0	0%	64	100%	0	0	0%	64	100%
CEILING	Plaster	16	0	0%	16	100%	0	0	0%	16	100%
DOOR SURFACE	Metal	16	0	0%	16	100%	0	0	0%	16	100%
DOOR FRAME	Metal	16	0	0%	16	100%	0	0	0%	16	100%
FLOOR	Vinyl Tile	15	0	0%	15	100%	0	0	0%	15	100%
DRAIN PIPE	Metal	15	0	0%	15	100%	0	0	0%	15	100%
DRAIN CLEAN OUT CAP/BOLT	Metal	1	1	100%	0	0%	0	1	100%	0	0%
ACCESS PANEL	Metal	1	0	0%	1	100%	0	0	0%	1	100%
BASEBOARD	Wood	14	0	0%	14	100%	0	0	0%	14	100%
TRASH SHOOT DOOR SURFACE	Metal	16	0	0%	16	100%	0	0	0%	16	100%
	TOTALS:	*174*	*1*	*100%*	*173*	*90%*	*0*	*1*	*10%*	*173*	*90%*

prepared 10/19/09
by ATC Associates Inc.

TOWNE HOUSE APARTMENTS
Random Sampling
XRF Summary Table - South Stairwell

Component Description	Substrate	Total Tested	Positive		Negative		Amount of PC Samples	FINAL CLASSIFICATION			
			Number	Percent	Number	Percent		Positive	Percent	Negative	Percent
WALL	Block	64	0	0%	64	100%	0	0	0%	64	100%
CEILING	Concrete	15	0	0%	15	100%	0	0	0%	15	100%
FLOOR	Concrete	2	0	0%	2	100%	0	0	0%	2	100%
PIPE	Metal	16	0	0%	16	100%	0	0	0%	16	100%
STEP	Metal	1	0	0%	1	100%	0	0	0%	1	100%
DOOR SURFACE	Metal	1	0	0%	1	100%	0	0	0%	1	100%
DOOR FRAME	Metal	1	0	0%	1	100%	0	0	0%	1	100%
HAND RAIL	Metal	16	16	100%	0	0%	0	16	100%	0	0%
STAIR RISER	Metal	15	0	0%	15	100%	0	0	0%	15	100%
STAIR TREAD	Metal	1	0	0%	1	100%	0	0	0%	1	100%
	TOTALS:	*132*	*16*	*10%*	*116*	*90%*	*0*	*16*	*10%*	*116*	*90%*

TOWNE HOUSE APARTMENTS
Random Sampling
XRF Summary Table - North Stairwell

Component Description	Substrate	Total Tested	Positive		Negative		Amount of PC Samples	FINAL CLASSIFICATION			
			Number	Percent	Number	Percent		Positive	Percent	Negative	Percent
WALL	Block	64	0	0%	64	100%	0	0	0%	64	100%
CEILING	Concrete	15	0	0%	15	100%	0	0	0%	15	100%
FLOOR	Concrete	1	0	0%	1	100%	0	0	0%	1	100%
PIPE	Metal	15	0	0%	15	100%	0	0	0%	15	100%
STEP	Metal	1	0	0%	1	100%	0	0	0%	1	100%
DOOR SURFACE	Metal	1	0	0%	1	100%	0	0	0%	1	100%
DOOR FRAME	Metal	1	0	0%	1	100%	0	0	0%	1	100%
HAND RAIL	Metal	16	16	100%	0	0%	0	16	100%	0	0%
STAIR RISER	Metal	15	0	0%	15	100%	0	0	0%	15	100%
STAIR TREAD	Metal	1	0	0%	1	100%	0	0	0%	1	100%
	TOTALS:	*130*	*16*	*10%*	*114*	*90%*	*0*	*16*	*10%*	*114*	*90%*

TOWNE HOUSE APARTMENTS
Random Sampling
XRF Summary Table - Lindell Room

Component Description	Substrate	Total Tested	Positive		Negative		Amount of PC Samples	FINAL CLASSIFICATION			
			Number	Percent	Number	Percent		Positive	Percent	Negative	Percent
WALL	Plaster	18	0	0%	18	100%	0	0	0%	18	100%
DOOR SURFACE	Metal	3	0	0%	3	100%	0	0	0%	3	100%
DOOR FRAME	Metal	5	0	0%	5	100%	0	0	0%	5	100%
CLOSET DOOR SURFACE	Wood	1	0	0%	1	100%	0	0	0%	1	100%
CLOSET DOOR FRAME	Metal	1	0	0%	1	100%	0	0	0%	1	100%
HVAC UNIT	Metal	1	0	0%	1	100%	0	0	0%	1	100%
SUPPORT COLUMN	Plaster	1	0	0%	1	100%	0	0	0%	1	100%
CABINET DOOR SURFACE	Wood	1	0	0%	1	100%	0	0	0%	1	100%
	TOTALS:	*31*	*0*	*0%*	*31*	*100%*	*0*	*0*	*0%*	*31*	*100%*

prepared 10/19/09
by ATC Associates Inc.

TOWNE HOUSE TERRACE APARTMENTS
Random Sampling
XRF Summary Table - Laundry and Health Club

Component Description	Substrate	Total Tested	Positive		Negative		Amount of PC Samples	FINAL CLASSIFICATION			
			Number	Percent	Number	Percent		Positive	Percent	Negative	Percent
WALL	Plaster	7	0	0%	7	100%	0	0	0%	7	100%
WALL	Drywall	6	0	0%	6	100%	0	0	0%	6	100%
DOOR SURFACE	Metal	3	0	0%	3	100%	0	0	0%	3	100%
DOOR FRAME	Metal	3	0	0%	3	100%	0	0	0%	3	100%
ACCESS PANEL	Metal	1	0	0%	1	100%	0	0	0%	1	100%
HVAC UNIT	Metal	1	0	0%	1	100%	0	0	0%	1	100%
	TOTALS:	***21***	***0***	***0%***	***21***	***100%***	***0***	***0***	***0%***	***21***	***100%***

TOWNE HOUSE TERRACE APARTMENTS
Random Sampling
XRF Summary Table - Sun Room, Sun Deck Hallway and Pool Hallway

Component Description	Substrate	Total Tested	Positive		Negative		Amount of PC Samples	FINAL CLASSIFICATION			
			Number	Percent	Number	Percent		Positive	Percent	Negative	Percent
WALL	Plaster	5	0	0%	5	100%	0	0	0%	5	100%
WALL	Block	5	0	0%	5	100%	0	0	0%	5	100%
WALL	Concrete	1	0	0%	1	100%	0	0	0%	1	100%
CEILING	Concrete	2	0	0%	2	100%	0	0	0%	2	100%
DOOR SURFACE	Metal	4	0	0%	4	100%	0	0	0%	4	100%
DOOR FRAME	Metal	4	0	0%	4	100%	0	0	0%	4	100%
HVAC UNIT	Metal	3	0	0%	3	100%	0	0	0%	3	100%
WINDOW FRAME	Metal	2	0	0%	2	100%	0	0	0%	2	100%
FLOOR	Concrete	1	0	0%	1	100%	0	0	0%	1	100%
	TOTALS:	*27*	*0*	*0%*	*27*	*100%*	*0*	*0*	*0%*	*27*	*100%*

TOWNE HOUSE TERRACE APARTMENTS
Random Sampling
XRF Summary Table - Locker Rooms and Locker Room Hallway

Component Description	Substrate	Total Tested	Positive		Negative		Amount of PC Samples	FINAL CLASSIFICATION			
			Number	Percent	Number	Percent		Positive	Percent	Negative	Percent
WALL	Concrete	4	0	0%	4	100%	0	0	0%	4	100%
WALL	Block	8	0	0%	8	100%	0	0	0%	8	100%
CEILING	Concrete	4	0	0%	4	100%	0	0	0%	4	100%
DOOR SURFACE	Metal	5	0	0%	5	100%	0	0	0%	5	100%
DOOR FRAME	Metal	9	0	0%	9	100%	0	0	0%	9	100%
FLOOR	Concrete	3	0	0%	3	100%	0	0	0%	3	100%
LOCKER	Metal	1	0	0%	1	100%	0	0	0%	1	100%
TOILET STALL	Metal	2	0	0%	2	100%	0	0	0%	2	100%
HVAC UNIT	Metal	4	0	0%	4	100%	0	0	0%	4	100%
	TOTALS:	*40*	*0*	*0%*	*40*	*100%*	*0*	*0*	*0%*	*40*	*100%*

TOWNE HOUSE APARTMENTS
Random Sampling
XRF Summary Table - Lobby, Mail Room, Maintenance Hallway, Offices and Lower Level Elevator Lobby

Component Description	Substrate	Total Tested	Positive		Negative		Amount of PC Samples	FINAL CLASSIFICATION			
			Number	Percent	Number	Percent		Positive	Percent	Negative	Percent
WALL	Plaster	21	0	0%	21	100%	0	0	0%	21	100%
WALL	Block	4	0	0%	4	100%	0	0	0%	4	100%
CEILING	Plaster	1	0	0%	1	100%	0	0	0%	1	100%
CEILING	Concrete	1	0	0%	1	100%	0	0	0%	1	100%
DOOR SURFACE	Metal	4	0	0%	4	100%	0	0	0%	4	100%
DOOR SURFACE	Wood	3	0	0%	3	100%	0	0	0%	3	100%
DOOR FRAME	Metal	6	0	0%	6	100%	0	0	0%	6	100%
DOOR FRAME	Wood	1	0	0%	1	100%	0	0	0%	1	100%
FIRE HOSE BOX	Metal	2	0	0%	2	100%	0	0	0%	2	100%
FLOOR	Concrete	1	0	0%	1	100%	0	0	0%	1	100%
CLOSET DOOR SURFACE	Wood	1	0	0%	1	100%	0	0	0%	1	100%
CLOSET DOOR FRAME	Wood	1	0	0%	1	100%	0	0	0%	1	100%
CLOSET SHELF	Wood	1	0	0%	1	100%	0	0	0%	1	100%
CLOSET SHELF SUPPORT	Wood	1	0	0%	1	100%	0	0	0%	1	100%
	TOTALS:	***48***	***0***	***0%***	***48***	***100%***	***0***	***0***	***0%***	***48***	***100%***

* - Areas were tested in accordance with Single-Family testing protocols

TOWNE HOUSE APARTMENTS
Random Sampling
XRF Summary Table - Exterior Pool and Sun Deck

Component Description	Substrate	Total Tested	Positive		Negative		Amount of PC Samples	FINAL CLASSIFICATION			
			Number	Percent	Number	Percent		Positive	Percent	Negative	Percent
WALL	Concrete	7	0	0%	7	100%	0	0	0%	7	100%
STEPS TO POOL	Concrete	1	0	0%	1	100%	0	0	0%	1	100%
STAIRCASE HAND RAIL TO POOL	Metal	4	4	100%	0	0%	0	4	100%	0	0%
EAST POOL GATE	Metal	1	0	0%	1	100%	0	0	0%	1	100%
POOL SURFACE	Concrete	1	0	0%	1	100%	0	0	0%	1	100%
NORTH RAILING AT POOL	Metal	1	0	0%	1	100%	0	0	0%	1	100%
EAST RAILING AT POOL	Metal	1	1	100%	0	0%	0	1	100%	0	0%
RAILING AT STAIRCASE TO LOCKER ROOM	Metal	1	1	100%	0	0%	0	1	100%	0	0%
	TOTALS:	*17*	*6*	*38%*	*11*	*63%*	*0*	*6*	*38%*	*11*	*63%*

prepared 10/19/09
by ATC Associates Inc.

TOWNE HOUSE APARTMENTS
Random Sampling
XRF Summary Table - Parking Garage

Component Description	Substrate	Total Tested	Positive		Negative		Amount of PC Samples	FINAL CLASSIFICATION			
			Number	Percent	Number	Percent		Positive	Percent	Negative	Percent
COLUMN	Concrete	28	0	0%	28	100%	0	0	0%	28	100%
DOOR SURFACE	Metal	4	0	0%	4	100%	0	0	0%	4	100%
DOOR FRAME	Metal	4	0	0%	4	100%	0	0	0%	4	100%
HANDRAIL	Metal	2	2	100%	0	0%	0	2	100%	0	0%
STRIPE ON CURB	Metal	3	3	100%	0	0%	0	3	100%	0	0%
STRIPE ON RAMP	Concrete	1	0	0%	1	100%	0	0	0%	1	100%
PARKING POST	Metal	1	1	100%	0	0%	0	1	100%	0	0%
FIRE HOSE HOOKUP	Metal	1	1	100%	0	0%	0	1	100%	0	0%
DRAIN PIPE	Metal	1	0	0%	1	100%	0	0	0%	1	100%
PIPE GUARD	Metal	3	3	100%	0	0%	0	3	100%	0	0%
VERTICAL FIRE PIPE	Metal	1	0	0%	1	100%	0	0	0%	1	100%
	TOTALS:	*49*	*10*	*45%*	*39*	*55%*	*0*	*10*	*45%*	*39*	*55%*

TOWNE HOUSE APARTMENTS
Random Sampling
XRF Summary Table - Building Exterior

Component Description	Substrate	Total Tested	Positive		Negative		Amount of PC Samples	FINAL CLASSIFICATION			
			Number	Percent	Number	Percent		Positive	Percent	Negative	Percent
COLUMN IN FRONT OF BUILDING	Concrete	1	0	0%	1	100%	0	0	0%	1	100%
DECORATIVE WHITE BLOCK	Block	1	0	0%	1	100%	0	0	0%	1	100%
PARKING STRIPE ON CURB	Concrete	1	1	100%	0	0%	0	1	100%	0	0%
WALL	Concrete	4	0	0%	4	100%	0	0	0%	4	100%
RAILING AT GARAGE	Metal	1	1	100%	0	0%	0	1	100%	0	0%
GARAGE DOOR FRAME	Metal	1	1	100%	0	0%	0	1	100%	0	0%
GARAGE DOOR SURFACE	Metal	1	0	0%	1	100%	0	0	0%	1	100%
LIGHT POLE	Metal	1	0	0%	1	100%	0	0	0%	1	100%
	TOTALS:	*11*	*3*	*38%*	*8*	*63%*	*0*	*3*	*38%*	*8*	*63%*

APPENDIX C

FLOOR PLAN (UNIT 12-M)

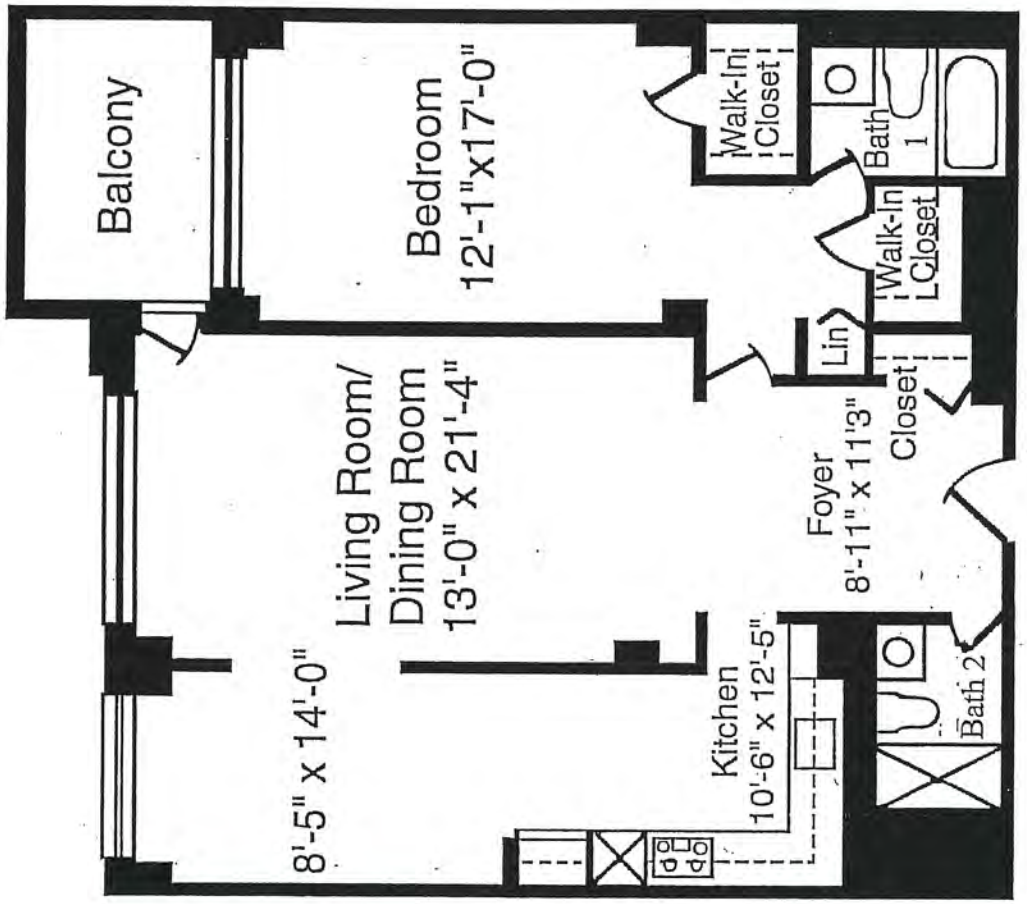

ATC ASSOCIATES INC.
14 Sunnen Drive, Ste 143
St. Louis, MO 63143

One Bedroom Two Bath Apartment (F,J and M) Floor Plan

PROJECT NUMBER: 30.22869.0901		
DESIGNED BY: ATC	SCALE: NTS	REVIEWED BY: BP
DRAWN BY: MC	DATE: 10/20/09	FIGURE 2

LEAD-BASED PAINT RANDOM SAMPLING
TOWNE HOUSE APARTMENTS
4400 LINDELL BOULEVARD
ST. LOUIS, MISSOURI 63108

APPENDIX C:

Diagrams

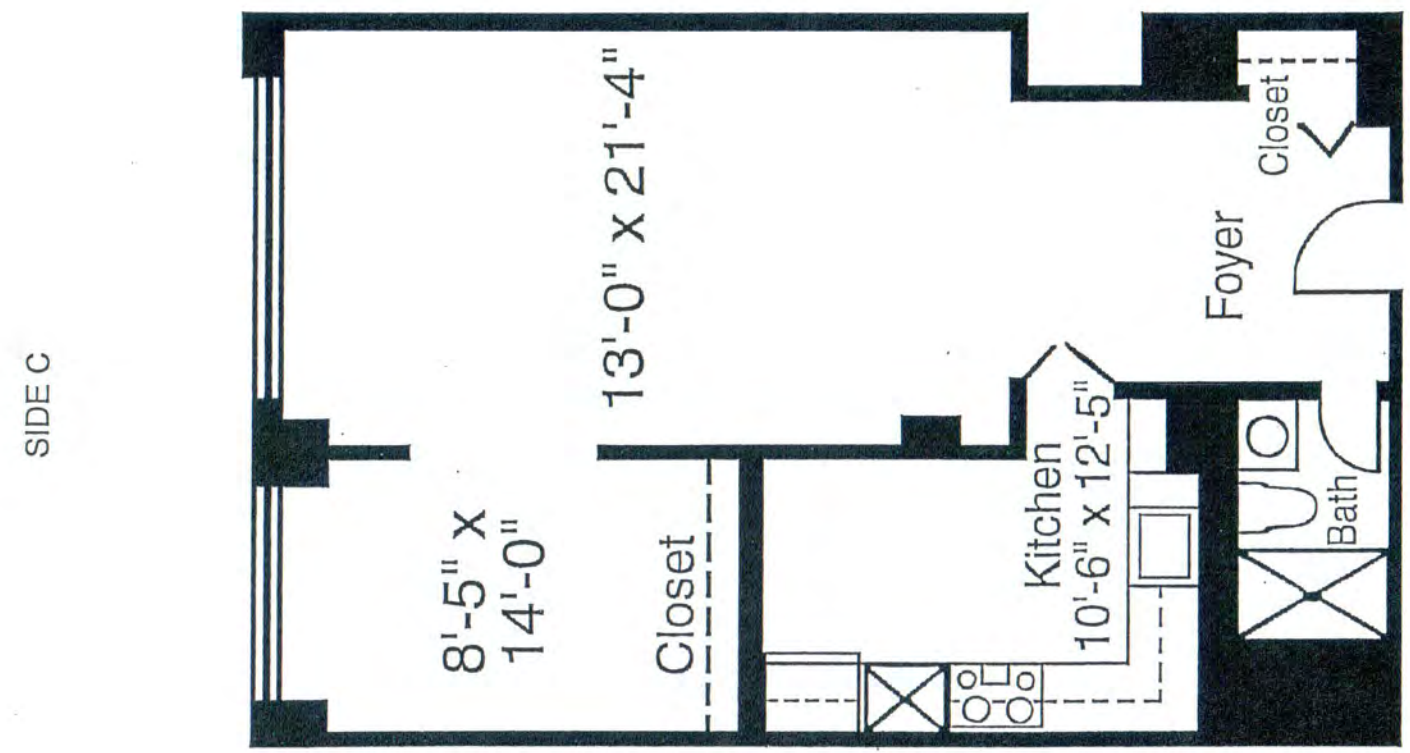

ATC ASSOCIATES INC. 14 Sunnen Drive, Ste 143 St. Louis, MO 63143			**Studio Apartment (15M) Floor Plan**
PROJECT NUMBER: 30.22869.0901			LEAD-BASED PAINT RANDOM SAMPLING
DESIGNED BY: ATC	SCALE: NTS	REVIEWED BY: BP	TOWNE HOUSE APARTMENTS 4400 LINDELL BOULEVARD ST. LOUIS, MISSOURI 63108
DRAWN BY: MC	DATE: 10/20/09	FIGURE 1	

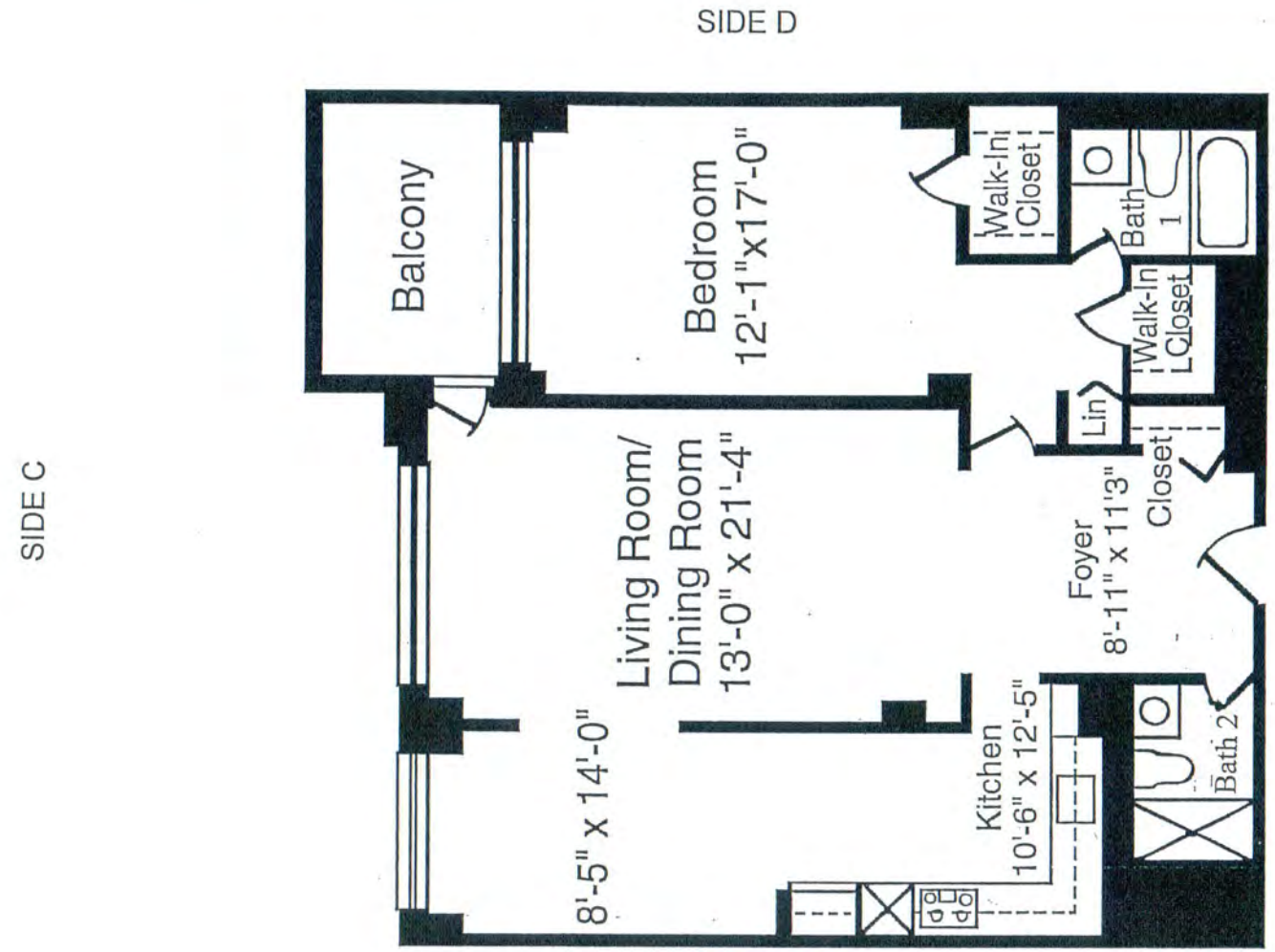

ATC ASSOCIATES INC.
14 Sunnen Drive, Ste 143
St. Louis, MO 63143

One Bedroom Two Bath Apartment (F,J and M) Floor Plan

PROJECT NUMBER: 30.22869.0901		
DESIGNED BY: ATC	SCALE: NTS	REVIEWED BY: BP
DRAWN BY: MC	DATE: 10/20/09	FIGURE 2

LEAD-BASED PAINT RANDOM SAMPLING
TOWNE HOUSE APARTMENTS
4400 LINDELL BOULEVARD
ST. LOUIS, MISSOURI 63108

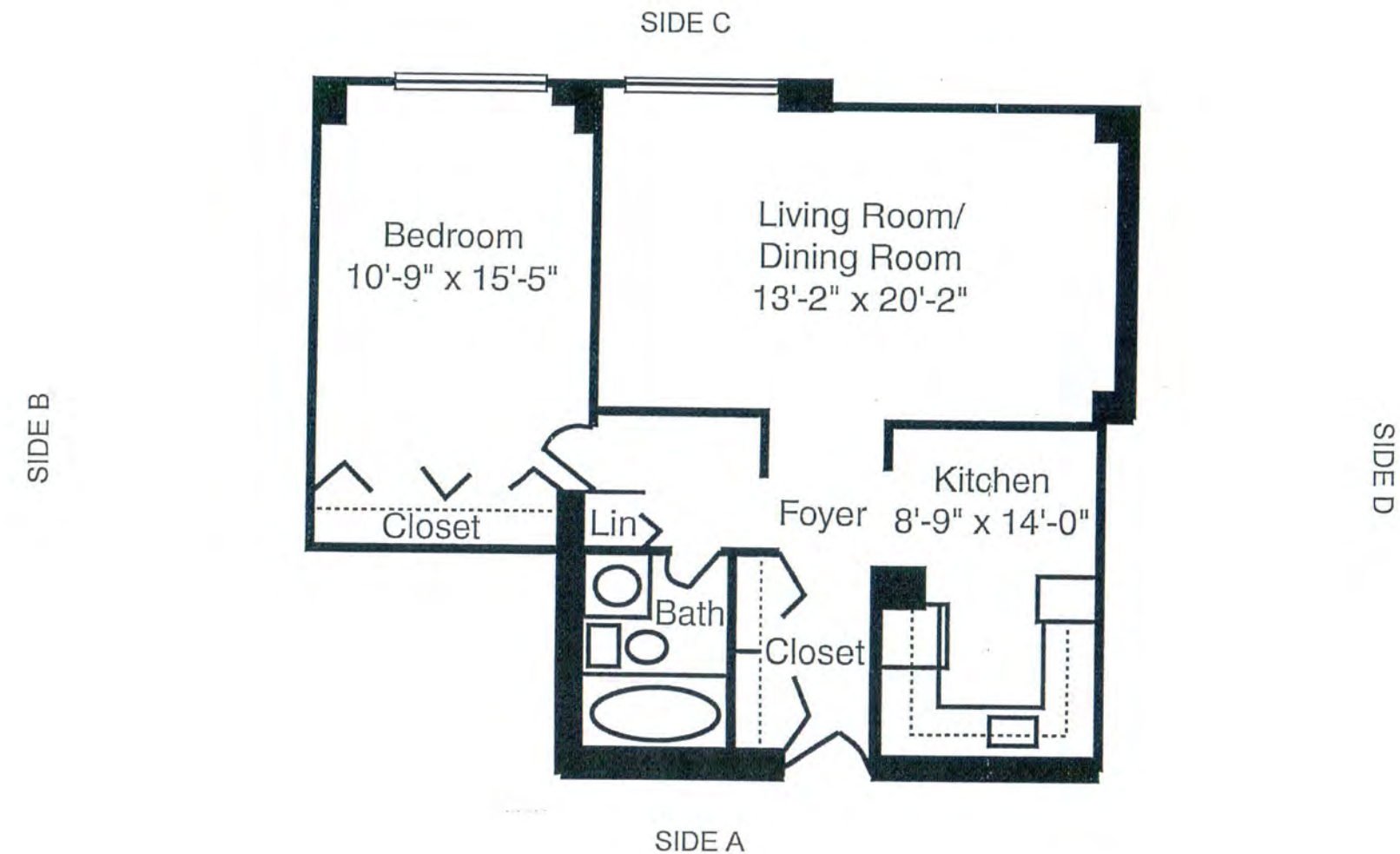

ATC ASSOCIATES INC.
14 Sunnen Drive, Ste 143
St. Louis, MO 63143

One Bedroom One Bathroom Apartment (C) Floor Plan

PROJECT NUMBER: 30.22869.0901

DESIGNED BY: ATC	SCALE: NTS	REVIEWED BY: BP
DRAWN BY: MC	DATE: 10/20/09	FIGURE 3

LEAD-BASED PAINT RANDOM SAMPLING
TOWNE HOUSE APARTMENTS
4400 LINDELL BOULEVARD
ST. LOUIS, MISSOURI 63108

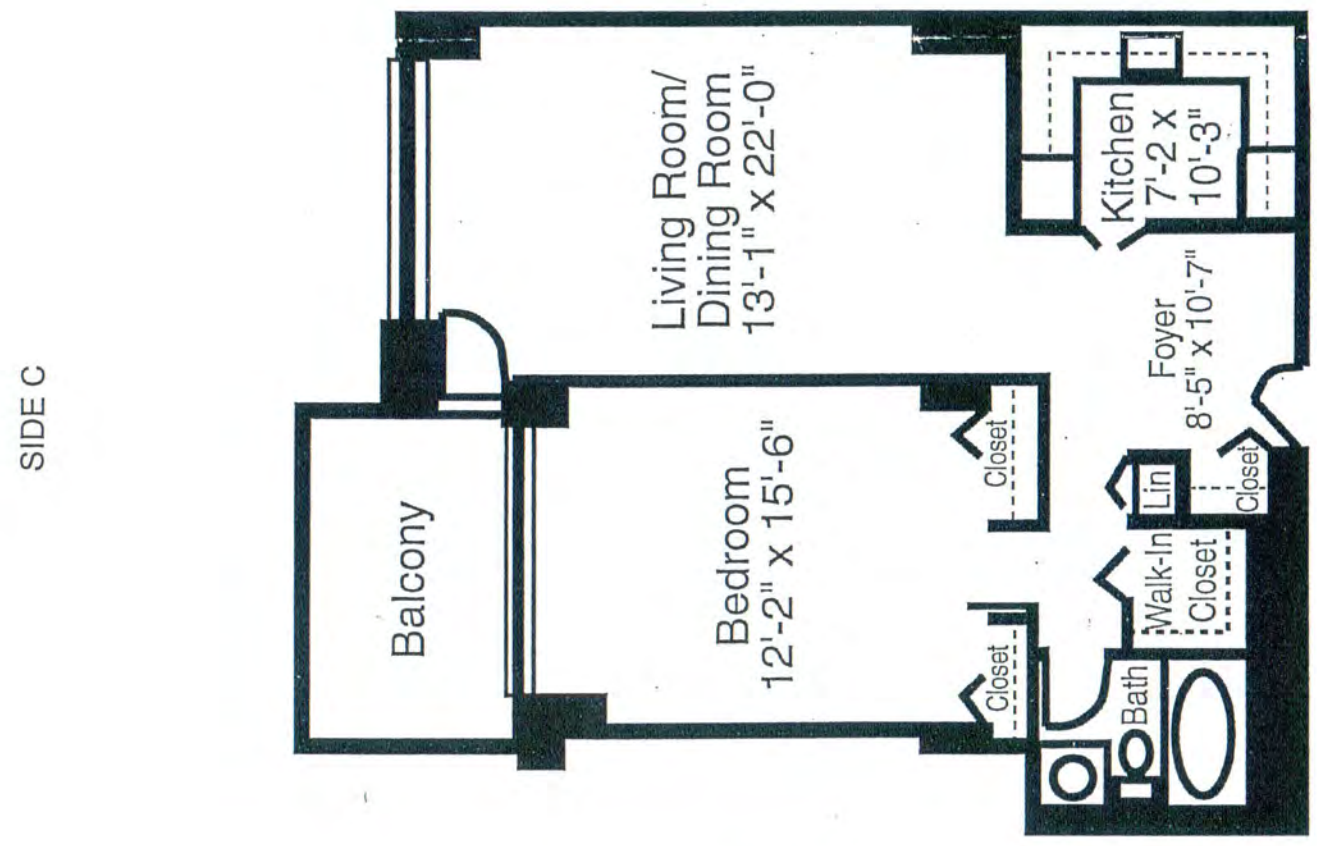

ATC ASSOCIATES INC.	14 Sunnen Drive, Ste 143 St. Louis, MO 63143		**One Bedroom With Balcony Apartment (E, K, L, O and P) Floor Plan**
PROJECT NUMBER: 30.22869.0901			LEAD-BASED PAINT RANDOM SAMPLING
DESIGNED BY: ATC	SCALE: NTS	REVIEWED BY: BP	TOWNE HOUSE APARTMENTS 4400 LINDELL BOULEVARD ST. LOUIS, MISSOURI 63108
DRAWN BY: MC	DATE: 10/20/09	FIGURE 4	

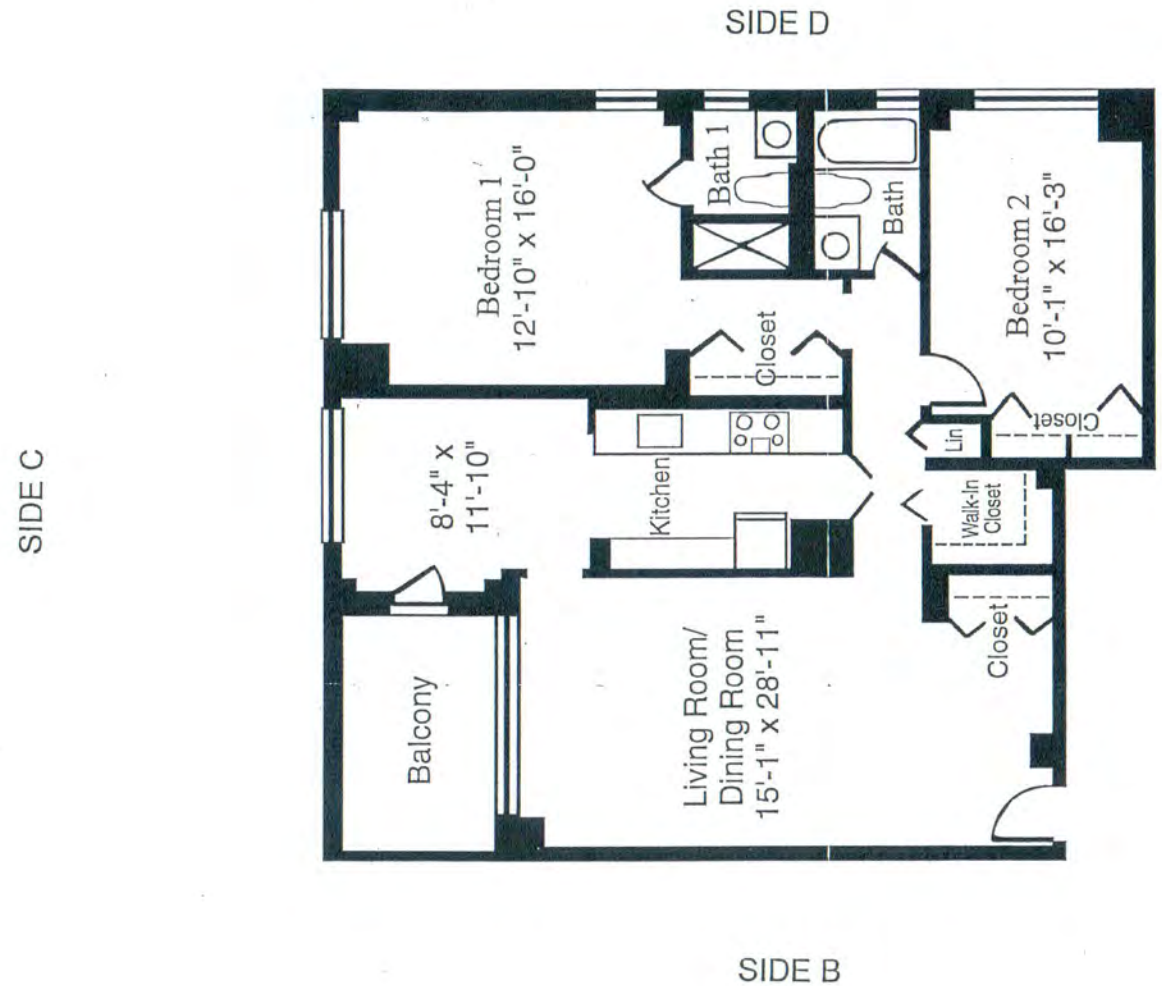

ATC ASSOCIATES INC.
14 Sunnen Drive, Ste 143
St. Louis, MO 63143

PROJECT NUMBER: 30.22869.0901

DESIGNED BY: ATC	SCALE: NTS	REVIEWED BY: BP
DRAWN BY: MC	DATE: 10/20/09	FIGURE 5

Two Bedroom Two Bath Apartment (A, B, G, H and N) Floor Plan

LEAD-BASED PAINT RANDOM SAMPLING
TOWNE HOUSE APARTMENTS
4400 LINDELL BOULEVARD
ST. LOUIS, MISSOURI 63108

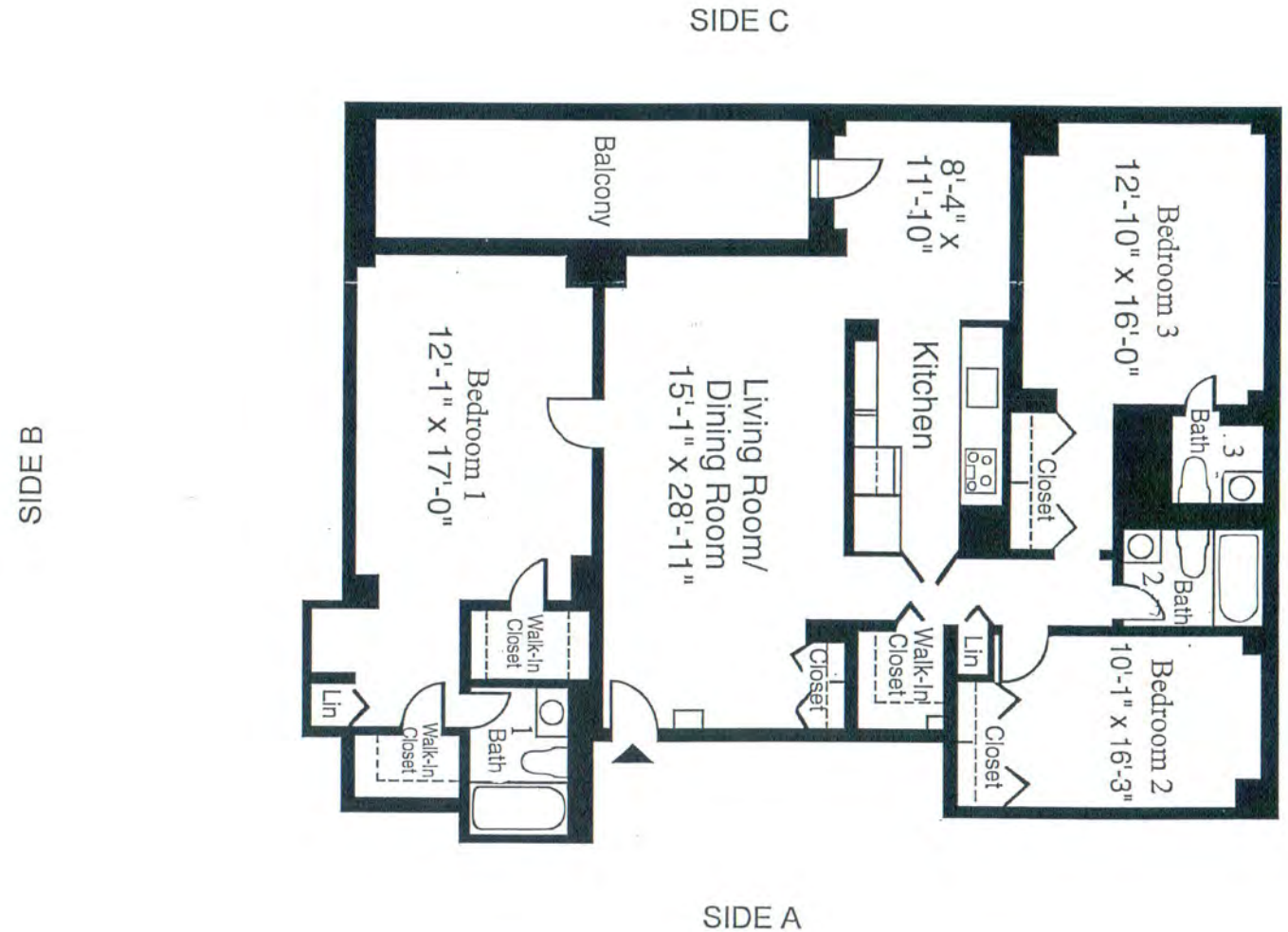

ATC ASSOCIATES INC

14 Sunnen Drive, Ste 143
St. Louis, MO 63143

Three Bedroom Three Bath Apartment (10H) Floor Plan

PROJECT NUMBER: 30.22869.0901		
DESIGNED BY: ATC	SCALE: NTS	REVIEWED BY: BP
DRAWN BY: MC	DATE: 10/20/09	FIGURE 6

LEAD-BASED PAINT RANDOM SAMPLING
TOWNE HOUSE APARTMENTS
4400 LINDELL BOULEVARD
ST. LOUIS, MISSOURI 63108

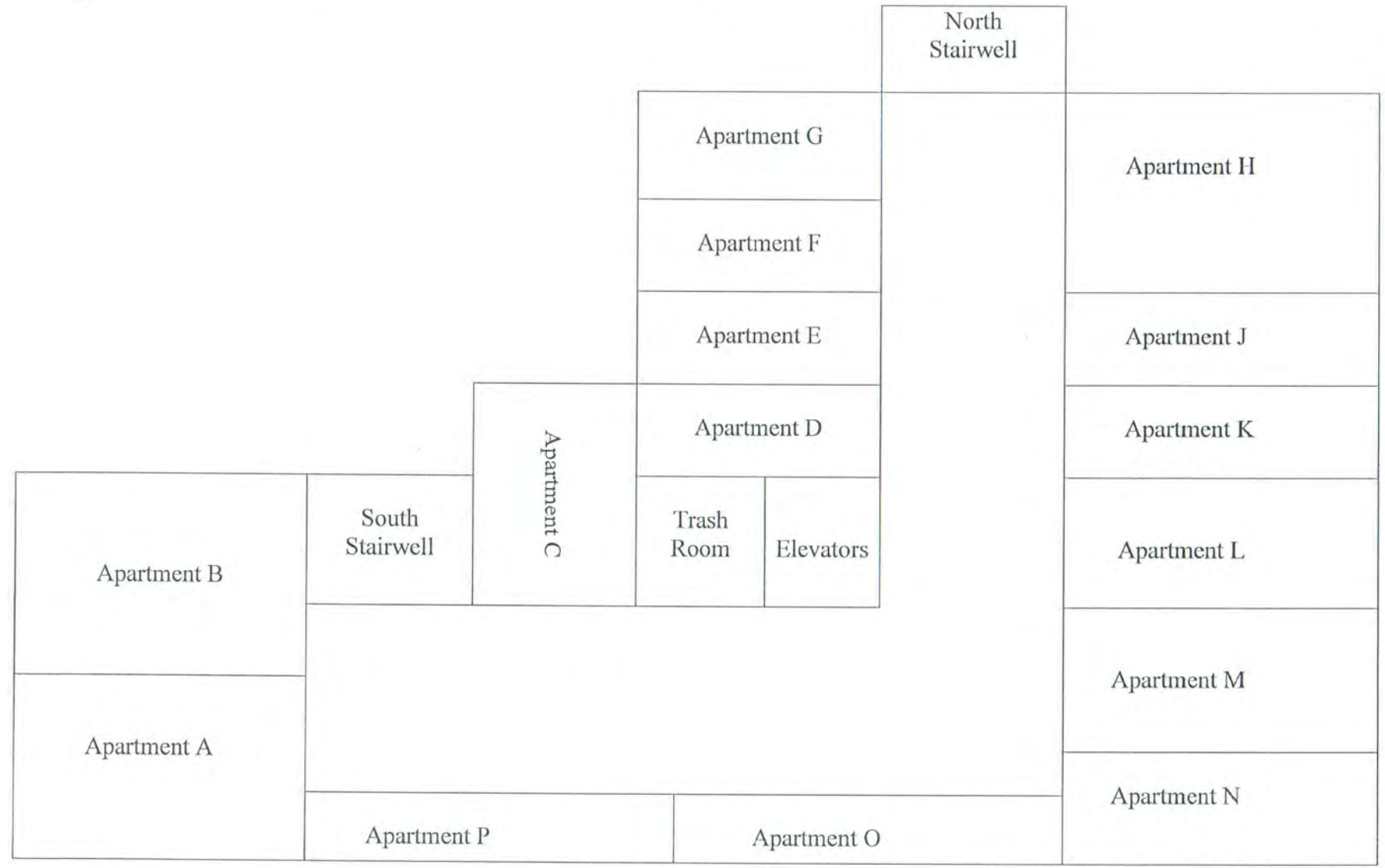

ATC GROUP SERVICES INC.	14 Sunnen Drive, Suite 143 St. Louis, MO 63143	**Hallway Floor Plan (3rd Floor through 23rd Floor)**
PROJECT NUMBER: 30.22869.0901		LEAD-BASED PAINT RANDOM SAMPLING TOWNE HOUSE APARTMENTS 4400 LINDELL BOULEVARD ST. LOUIS, MISSOURI 63108
DESIGNED BY: ATC	SCALE: NTS	REVIEWED BY: BP
DRAWN BY: MC	DATE: 10/21/09	Figure 7

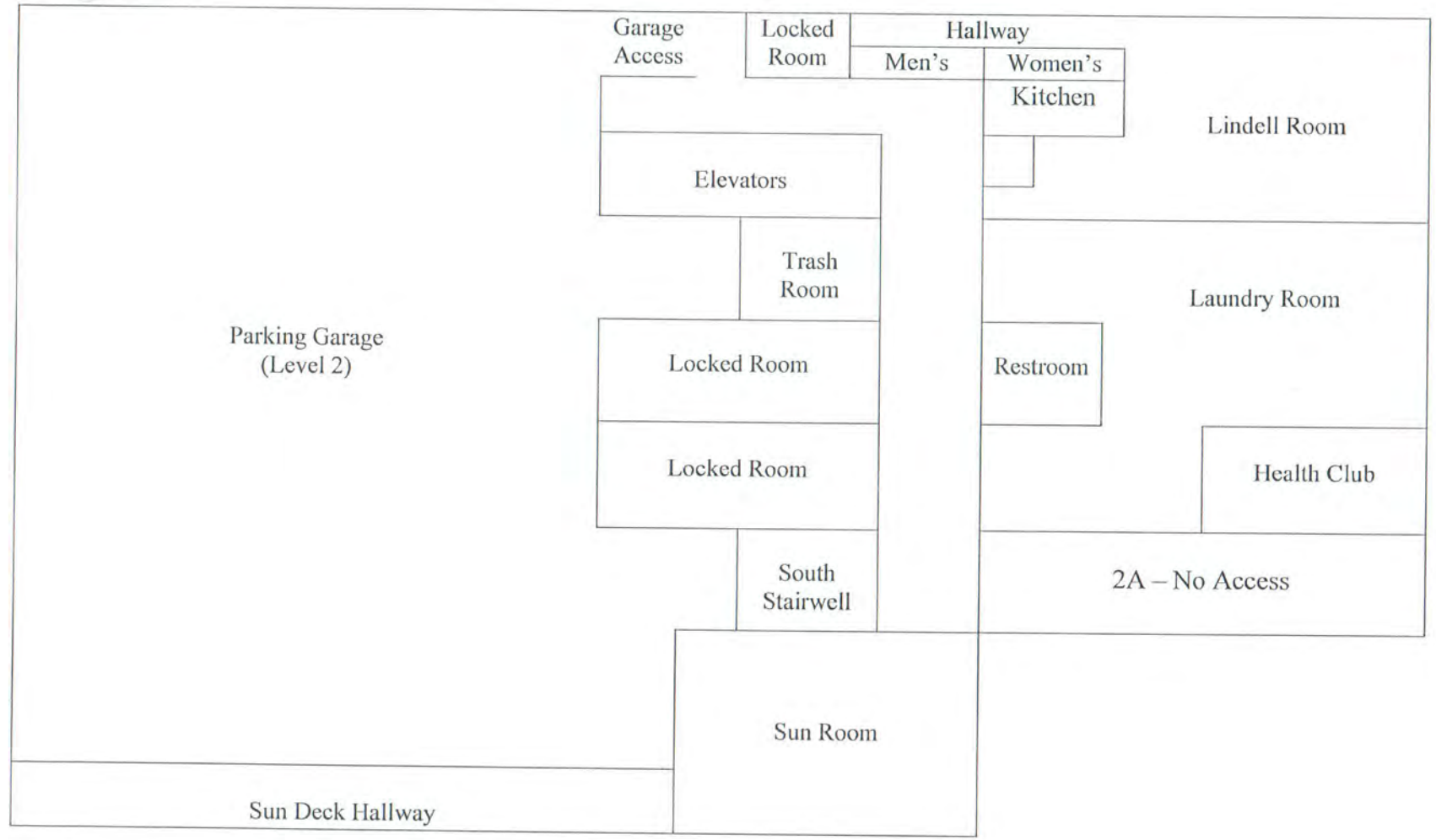

ATC GROUP SERVICES INC.	14 Sunnen Drive, Suite 143 St. Louis, MO 63143		**2nd Floor Plan (Elevator Lobby to Sun Deck Hallway)**
PROJECT NUMBER: 30.22869.0901			LEAD-BASED PAINT RANDOM SAMPLING TOWNE HOUSE APARTMENTS 4400 LINDELL BOULEVARD ST. LOUIS, MISSOURI 63108
DESIGNED BY: ATC	SCALE: NTS	REVIEWED BY: BP	
DRAWN BY: MC	DATE: 10/21/09	Figure 8	

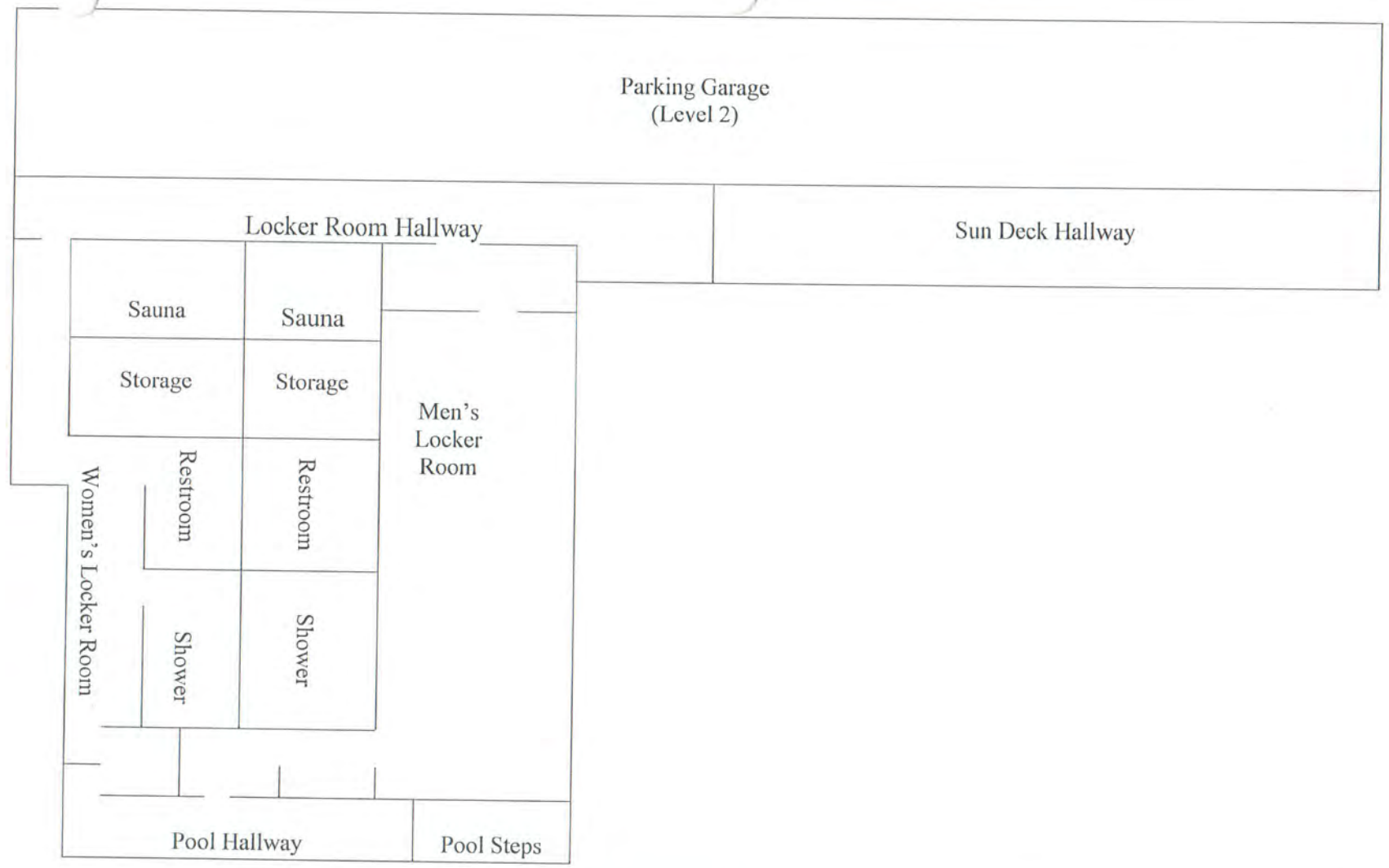

ATC GROUP SERVICES INC.	14 Sunnen Drive, Suite 143 St. Louis, MO 63143		**2nd Floor Plan (Locker Rooms, Locker Room Hallway and Pool Hallway)**
PROJECT NUMBER: 30.22869.0901			LEAD-BASED PAINT RANDOM SAMPLING TOWNE HOUSE APARTMENTS 4400 LINDELL BOULEVARD ST. LOUIS, MISSOURI 63108
DESIGNED BY: ATC	SCALE: NTS	REVIEWED BY: BP	
DRAWN BY: MC	DATE: 10/21/09	Figure 9	

APPENDIX D

LABORATORY REPORTS

EnviroHealth Technologies

Report No: 10-10-03798
Issue No: 1

Date Received: 10/27/2010
Date Reported: 10/28/2010

ATC Associates, Inc.
Bryan Podkul
14 Sunnen Drive
Suite 143
St. Louis, MO 63143

PO Number:
Date Collected: 10/27/2010
Collected by: Kevin Mann
Project No.: 30.22869.0901
Project Name: Berkshire Properties
Project Location: 12-M, Towne House Apartments

LABORATORY REPORT

EHT No.	Customer Sample Number	Sample Size	Analysis	Result Mass	Result Concentration
399669	12M-1C, Bedroom Floor (Carpet)	144 in2	Lead - Wipe	<5.0 µg	<5.0 µg/ft2
399670	12M-2C, Bedroom Floor (Carpet)	144 in2	Lead - Wipe	<5.0 µg	<5.0 µg/ft2
399671	12M-3C, Window Sill, C-Wall	36 in2	Lead - Wipe	<5.0 µg	<20 µg/ft2
399672	12M-4C, Top of Radiator, C-Wall	36 in2	Lead - Wipe	<5.0 µg	<20 µg/ft2
399673	12M-5C, Floor At Entry To Bedroom (Carpet)	144 in2	Lead - Wipe	5.1 µg	5.1 µg/ft2

Analysis	Method Reference	Reporting Limit	Date Analyzed	Analyst
Lead - Wipe	NIOSH Method 7082	5.0 µg	10/28/2010	PS

Comments:
- Results are not blank corrected unless otherwise noted.
- Calculations of concentrations are based on sampling information submitted to EnviroHealth Technologies.
- Test reports are considered to be pending review until final audit of data is conducted as indicated by the signed copy issued to the customer.

Approved: William J. Lowry

William J. Lowry, CIH
President

EnviroHealth Technologies

Run Number	Standard	Result	Recovery, %
QC 102810-1			
	Reagent Blank, Abs.	0.000	---
Report Numbers	Initial Calibration Blank, Abs.	0.001	---
	Method Blank-1 (Soil), Abs.	-0.001	---
10-10-03792	Method Blank-1 (Wipe), Abs.	0.000	---
10-10-03797	Method Blank-2 (Wipe), Abs.	0.001	---
10-10-03798	Matrix Spike-1 (Soil), 4.0 µg/ml	3.79	94.8
10-10-03799	Matrix Spike-1 (Wipe), 4.0 µg/ml	3.92	98.0
	Matrix Spike-2 (Wipe), 4.0 µg/ml	4.00	100.0
	Independent Calibration Verification, 4.0 µg/ml	3.97	99.3
	Duplicate Sample-1 (Soil), mg/kg EHT #399668	63	106.8
	Duplicate NIST SRM-1, (Wipe), 4,490 mg/kg	4,418	103.2
	Duplicate NIST SRM-2, (Wipe), 4,490 mg/kg	4,085	90.8
	Continuing Calibration Verification, 4.0 µg/ml	4.07	101.8
	NIST SRM-1 2580 (Soil), 43,400 mg/kg	44,480	102.5
	NIST SRM-1 2581 (Wipe), 4,490 mg/kg	4,283	95.4
	NIST SRM-2 2581 (Wipe), 4,490 mg/kg	4,499	100.2
	Matrix Spike Reporting Limit (Soil), 0.2 µg/ml	0.2225	111.3
	Matrix Spike Reporting Limit (Wipe), 0.2 µg/ml	0.2355	117.8
	1.0 PPM Standard	0.9335	93.4
	2.0 PPM Standard	1.9576	97.9
	4.0 PPM Standard	4.0249	100.6
	8.0 PPM Standard	8.0597	100.7
	10.0 PPM Standard	10.0343	100.3

QC Comments:

- Recovery Acceptable Limit is 80 - 120%
- "NIST" indicates National Institute of Standards & Technology traceable standard

VD: 05/22/2008

CHAIN OF CUSTODY

10-10-03798

Client: BERKSHIRE PROPERTIES	Site Name: TOWNE HOUSE APARTMENTS
Address: 4400 LINDELL BLVD.	Site Address: 12-M
City, State, Zip: ST. LOUIS, MO. 63108	Turnaround Time (circle one)
Phone #:	Same Day, (24 hr.) 2 days 3 days 5 days Standard

Please Telephone/(Fax)/E-mail (circle one) results to: Bryan Podkul Telephone/Fax/E-mail #: (314)

Project #: 30.22869.0901 No. of Samples: 5 Sample Type: (D)-Dust, (S)-Soil, (P)-Paint, (W)-Water

Sampled By (PRINT): KEVIN MANN ~~Bryan Podkul~~ Sampler Signature:

SAMPLE #	SAMPLE DESCRIPTION	Date Sampled	# of Containers	Sample Type	Dust Wipe Size 12"x12"	Dust Wipe Size 2"x10"	Dust Wipe Size OTHER:	Analysis Requested ug/ft2 Pb	Analysis Requested ug/g Pb	Analysis Requested OTHER:
12M-1C	BEDROOM FLOOR (CARPET)	10-27-10	1	D	X			X		399669
12M-2C	BEDROOM FLOOR (CARPET)	↓	↓	↓	X			X		399670
12M-3C	WINDOW SILL, C-WALL	↓	↓	↓		X		X		399671
12M-4C	TOP OF RADIATOR, C-WALL	↓	↓	↓		X		X		399672
12M-5C	FLOOR AT ENTRY TO BEDROOM (CARPET)	↓	↓	↓	X			X		399673

Relinquished By/Company: ATC	Received By/Company: B Robinson	Date: 10/27/10	Time: 2:30pm
Relinquished By/Company:	Received By/Company:	Date:	Time:

EnviroHealth Technologies

Report No: 10-10-03817
Issue No: 1

Date Received: 10/28/2010
Date Reported: 10/29/2010

ATC Associates, Inc.
Bryan Podkul
14 Sunnen Drive
Suite 143
St. Louis, MO 63143

PO Number:
Date Collected: 10/27/2010
Collected by: K. Mann
Project No.: 30.22869.0901
Project Name: Berkshire Properties
Project Location: Unit 12-M

LABORATORY REPORT

EHT No.	Customer Sample Number	Sample Size	Analysis	Result Mass	Result Concentration
399820	Blank	--- L	Lead - Cassette	<5.0 µg	--- µg/m3
399821	102710PB1, 12-M Master Bed D-Wall South	750 L	Lead - Cassette	<5.0 µg	<6.7 µg/m3
399822	102710PB2, 12-M Master Bed D-Wall North	750 L	Lead - Cassette	<5.0 µg	<6.7 µg/m3
399823	102710PB3, 12-M Master Bed @ Entrance To Bed	750 L	Lead - Cassette	<5.0 µg	<6.7 µg/m3

Analysis	Method Reference	Reporting Limit	Date Analyzed	Analyst
Lead - Cassette	NIOSH Method 7082	5.0 µg	10/29/2010	PS

Comments:
- Results are not blank corrected unless otherwise noted.
- Calculations of concentrations are based on sampling information submitted to EnviroHealth Technologies.
- Test reports are considered to be pending review until final audit of data is conducted as indicated by the signed copy issued to the customer.
- Analysis conducted in accordance with applicable EHT Standard Operating Procedure (SOP).

Approved:

William J. Lowry, CIH
President

10-10-03817

ATC ASSOCIATES INC.

DAILY LEAD AIR SAMPLING R D

(Please Print Neatly)

2 DAY T.A.T.

Client: BERKSHIRE PROPERTIES Project #: 30.22869.0901	Project Contact: RODNEY WEISBRODT	Location: UNIT 12-M	Samples Collected By: K. MANN

Date: 10-27-10	Means of Pump Calibration: Gilibrator / X Calibrated Rotometer	Chain of Custody: Relinquished by: K. [illegible] Date: 10-28-10 Time:	Received by: P. Rodgers Date: 10-28-10 Time: 1:05 PM

T#:	Sample # / Pump #	Type	Sample Description / Location	Type	Time (24 Hour Clock) Start	Stop	Total Minutes	Flow Rate (L/Min) Start	Stop	Average	Total Volume	RESULTS Total lead, mcg	Lead, mcg/m³
		FIELD BLANK											
9820	BLANK	FIELD BLANK											
9821	102710PB1 / 37	3	12-M MASTER BED D-WALL SOUTH		0715	1330	375	2.0	2.0	2.0	750		
9822	102710PB2 / 33	3	" " " D-WALL NORTH		0715	1330	375	↓	↓	↓	750		
9823	102710PB3 / 17	3	" " " @ ENTERANCE TO BED		0715	1330	375	↓	↓	↓	750		

SAMPLE TYPES: 1. Background 2.Pre-Abatement/Prep 3.During Abatement 4.Post Abatement 5.OSHA Compliance

Unauthorized use of this form and its contents, without prior written consent of ATC Associates Inc. is strictly prohibited.

Form STI -2

EnviroHealth Technologies

Report No: 10-10-03807
Issue No: 1

Date Received: 10/27/2010
Date Reported: 10/29/2010

ATC Associates, Inc.
Bryan Podkul
14 Sunnen Drive
Suite 143
St. Louis, MO 63143

PO Number:
Date Collected: 10/26/2010
Collected by: K. Mann
Project No.: 30.22869.0901
Project Name: Berkshire Properties
Project Location: Unit 12 M

LABORATORY REPORT

EHT No.	Customer Sample Number	Sample Size	Analysis	Result Mass	Result Concentration
399725	Blank	--- L	Lead - Cassette	<5.0 µg	--- µg/m3
399726	102610PB1, 12M Master Bed. D-Wall South	770 L	Lead - Cassette	<5.0 µg	<6.5 µg/m3
399727	102610PB2, 12M Master Bed. D-Wall North	770 L	Lead - Cassette	<5.0 µg	<6.5 µg/m3
399728	102610PB3, Unit 12M, Living Room @ Entrance To Bed.	770 L	Lead - Cassette	<5.0 µg	<6.5 µg/m3

Analysis	Method Reference	Reporting Limit	Date Analyzed	Analyst
Lead - Cassette	NIOSH Method 7082	5.0 µg	10/29/2010	PS

Comments:
- Results are not blank corrected unless otherwise noted.
- Calculations of concentrations are based on sampling information submitted to EnviroHealth Technologies.
- Test reports are considered to be pending review until final audit of data is conducted as indicated by the signed copy issued to the customer.
- Analysis conducted in accordance with applicable EHT Standard Operating Procedure (SOP).

Approved:

William J. Lowry, CIH
President

11/2

ATC ASSOCIATES INC.

DAILY LEAD AIR SAMPLING R D

(Please Print Neatly)

10-10-03807 10-10-03807

Client: BERKSHIRE PROPERTIES Project #: 30-22869-0901	Project Contact: RODNEY WEISBRODT	Location: UNIT 12-M	Samples Collected By: K. MANN 4-5 day.
Date: 10-26-10	Means of Pump Calibration: ___ Gilibrator X Calibrated Rotometer	Chain of Custody: Relinquished by: [signature] Date: 10-27-10 Time: ___	Received by: B. Robinson Date: 10/27/10 Time: 2:35 pm

Sample # Pump #	Type	Sample Description Location	Type	Time (24 Hour Clock) Start	Stop	Total Minutes	Flow Rate (L/Min) Start	Stop	Average	Total Volume	RESULTS Total lead, mcg	Lead, mcg/m³
	FIELD BLANK											
19725 BLANK	FIELD BLANK											
19726 102610PB1 37	2/3	12M MASTER BED D-WALL SOUTH	/	0840	1505	385	2.0	2.0	2.0	770		
19727 102610PB2 29	2/3	" " " D-WALL NORTH	/	0840	1505	385	↓	↓	↓	770		
19728 102610PB3 17	2/3	UNIT 12M, LIVINGROOM @ ENTERANCE TO BED	/	0840	1505	385	↓	↓	↓	770		

SAMPLE TYPES: 1. Background 2.Pre-Abatement/Prep 3.During Abatement 4.Post Abatement 5.OSHA Compliance

Unauthorized use of this form and its contents, without prior written consent of ATC Associates Inc. is strictly prohibited.

Form STI-2

EnviroHealth Technologies

Report No: 10-10-03806
Issue No: 1

Date Received: 10/27/2010
Date Reported: 10/29/2010

ATC Associates, Inc.
Bryan Podkul
14 Sunnen Drive
Suite 143
St. Louis, MO 63143

PO Number:
Date Collected: 10/25/2010
Collected by: K. Mann
Project No.: 30.22869.0901
Project Name: Berkshire Properties
Project Location: Sun Deck / Pool Area

LABORATORY REPORT

EHT No.	Customer Sample Number	Sample Size	Analysis	Result Mass	Result Concentration
399722	Blank	--- L	Lead - Cassette	<5.0 µg	--- µg/m3
399723	102510 PB 1, Pool Area @ Top of Stairwell, West	960 L	Lead - Cassette	<5.0 µg	<5.2 µg/m3
399724	102510 PB 2, Pool Area @ Top of Stairwell, East	960 L	Lead - Cassette	<5.0 µg	<5.2 µg/m3

Analysis	Method Reference	Reporting Limit	Date Analyzed	Analyst
ead - Cassette	NIOSH Method 7082	5.0 µg	10/29/2010	PS

Comments:
- Results are not blank corrected unless otherwise noted.
- Calculations of concentrations are based on sampling information submitted to EnviroHealth Technologies.
- Test reports are considered to be pending review until final audit of data is conducted as indicated by the signed copy issued to the customer.
- Analysis conducted in accordance with applicable EHT Standard Operating Procedure (SOP).

Approved: William J. Lowry

William J. Lowry, CIH
President

ATC ASSOCIATES INC.

DAILY LEAD AIR SAMPLING R D

(Please Print Neatly)

10-10-03806

Client: BERKSHIRE PROPERTIES Project #: 30,22869.0901	Project Contact: RODNEY WEISBRODT	Location: SUN DECK/POOL AREA	Samples Collected By: K. MANN 4-5 days.
Date: 10-25-10	Means of Pump Calibration: ___ Gilibrator X Calibrated Rotometer	Chain of Custody: Relinquished by: [signature] Date: 10-27-10 Time:	Received by: B. Robinson Date: 10/27/10 Time: 2:35 pm

Sample # / Pump #	Type	Sample Description Location	Type	Time (24 Hour Clock) Start	Stop	Total Minutes	Flow Rate (L/Min) Start	Stop	Average	Total Volume	RESULTS Total lead, mcg	Lead, mcg/m³
	FIELD BLANK											
	FIELD BLANK											
9722 BLANK												
99723 102510PB1 / 17	3	POOL AREA @ TOP OF STAIRWELL, WEST	/	0705	1505	480	2.0	2.0	2.0	960		
99724 102510PB2 / 37	3	POOL AREA @ TOP OF STAIRWELL, EAST	/	0705	1505	480	2.0	2.0	2.0	960		

SAMPLE TYPES: 1. Background 2.Pre-Abatement/Prep 3.During Abatement 4.Post Abatement 5.OSHA Compliance

Unauthorized use of this form and its contents, without prior written consent of ATC Associates Inc. is strictly prohibited.

Form STI-2

EnviroHealth Technologies

Report No: 10-10-03762
Issue No: 1

Date Received: 10/25/2010
Date Reported: 10/29/2010

ATC Associates, Inc.
Bryan Podkul
14 Sunnen Drive
Suite 143
St. Louis, MO 63143

PO Number:
Date Collected: 10/22/2010
Collected by: K. Mann
Project No.: 30.22869.0901
Project Name: Berkshire Properties
Project Location: Sun Deck / Pool Area

LABORATORY REPORT

EHT No.	Customer Sample Number	Sample Size	Analysis	Result Mass	Result Concentration
399434	Blank	--- L	Lead - Cassette	<5.0 µg	--- µg/m3
399435	102210PB1, Sundeck Stairwell To Pool, E. Of Stairwell	930 L	Lead - Cassette	<5.0 µg	<5.4 µg/m3
399436	102210PB2, Sundeck Stairwell To Pool, W. Of Stairwell	930 L	Lead - Cassette	<5.0 µg	<5.4 µg/m3

Analysis	Method Reference	Reporting Limit	Date Analyzed	Analyst
Lead - Cassette	NIOSH Method 7082	5.0 µg	10/29/2010	PS

Comments:
- Results are not blank corrected unless otherwise noted.
- Calculations of concentrations are based on sampling information submitted to EnviroHealth Technologies.
- Test reports are considered to be pending review until final audit of data is conducted as indicated by the signed copy issued to the customer.
- Analysis conducted in accordance with applicable EHT Standard Operating Procedure (SOP).

Approved:

William J. Lowry, CIH
President

1v-10-v3160-1

ATC ASSOCIATES INC.

DAILY LEAD AIR SAMPLING R D

(Please Print Neatly)

NORMAL T.A.T.

Client: BERKSHIRE PROPERTIES Project #: 30:22869.0901	Project Contact: RODNEY WEISBRODT	Location: SUN DECK/POOL AREA	Samples Collected By: K. MANN

Date: 10-22-10	Means of Pump Calibration: ___ Gilibrator; X Calibrated Rotometer	Chain of Custody: Relinquished by: [signature] Date: 10-25-10 Time: ___	Received by: R Robinson Date: 10/25/10 Time: 9:40 AM

	Sample # / Pump #	Sample Description: Type	Sample Description: Location	Type	Time (24 Hour Clock): Start	Stop	Total Minutes	Flow Rate (L/Min): Start	Stop	Average	Total Volume	RESULTS: Total lead, mcg	Lead, mcg/m³
		FIELD BLANK											
		FIELD BLANK											
19434	BLANK												
19435	102210PB1 29	3	SUNDECK STAIRWELL TO POOL, E. OF STAIRWELL		0715	1500	465	2.0	2.0	2.0	930		
19436	102210PB2 33	3	" " " " W. OF STAIRWELL		0715	1500	465	2.0	2.0	2.0	930		

SAMPLE TYPES: 1. Background 2.Pre-Abatement/Prep 3.During Abatement 4.Post Abatement 5.OSHA Compliance

Unauthorized use of this form and its contents, without prior written consent of ATC Associates Inc. is strictly prohibited.

Form STL-2

EnviroHealth Technologies

Report No: 10-10-03763
Issue No: 1

Date Received: 10/25/2010
Date Reported: 10/29/2010

ATC Associates, Inc.
Bryan Podkul
14 Sunnen Drive
Suite 143
St. Louis, MO 63143

PO Number:
Date Collected: 10/21/2010
Collected by: K. Mann
Project No.: 30.22869.0901
Project Name: Berkshire Properties
Project Location: Sun Deck / Pool Area

LABORATORY REPORT

EHT No.	Customer Sample Number	Sample Size	Analysis	Result Mass	Result Concentration
399437	Blank	--- L	Lead - Cassette	<5.0 µg	--- µg/m3
399438	102110PB1, Pool Area, Stairwell To Locker Room - Top	960 L	Lead - Cassette	<5.0 µg	<5.2 µg/m3
399439	102110PB2, Pool Area, Stairwell To Locker Room - Bottom	960 L	Lead - Cassette	<5.0 µg	<5.2 µg/m3

Analysis	Method Reference	Reporting Limit	Date Analyzed	Analyst
Lead - Cassette	NIOSH Method 7082	5.0 µg	10/29/2010	PS

Comments:
- Results are not blank corrected unless otherwise noted.
- Calculations of concentrations are based on sampling information submitted to EnviroHealth Technologies.
- Test reports are considered to be pending review until final audit of data is conducted as indicated by the signed copy issued to the customer.
- Analysis conducted in accordance with applicable EHT Standard Operating Procedure (SOP).

Approved:
William J. Lowry, CIH
President

10 - 0016

ATC ASSOCIATES INC.

DAILY LEAD AIR SAMPLING R D

(Please Print Neatly)

NORMAL T.A.T.

Client: BERKSHIRE PROPERTIES Project #: 30.22869.0901	Project Contact: RODNEY WEISBRODT	Location: SUN DECK/POOL AREA	Samples Collected By: K. MANN

Date: 10/21/10	Means of Pump Calibration: ___ Gillibrator; X Calibrated Rotometer	Chain of Custody: Relinquished by: [signature] Date: 10-25-10 Time:	Received by: B Robinson Date: 10/25/10 Time: 9:40 AM

Sample # / Pump #	Type	Sample Description / Location	Type	Time (24 Hour Clock) Start	Stop	Total Minutes	Flow Rate (L/Min) Start	Stop	Average	Total Volume	RESULTS Total lead, mcg	Lead, mcg/m³
	FIELD BLANK											
BLANK	FIELD BLANK											
102110PB1 / 1	3	POOL-AREA, STAIRWELL TO LOCKER ROOM - TOP	/	0705	1505	480	2.0	2.0	2.0	960		
102110PB2 / 17	3	" " " " BOTTOM	/	0705	1505	480	2.0	2.0	2.0	960		

T#:
9437
1438
1439

SAMPLE TYPES: 1. Background 2.Pre-Abatement/Prep 3.During Abatement 4.Post Abatement 5.OSHA Compliance

Unauthorized use of this form and its contents, without prior written consent of ATC Associates Inc. is strictly prohibited.

Form STL-2

EnviroHealth Technologies

Report No: 10-10-03728
Issue No: 1

Date Received: 10/21/2010
Date Reported: 10/25/2010

ATC Associates, Inc.
Bryan Podkul
14 Sunnen Drive
Suite 143
St. Louis, MO 63143

PO Number:
Date Collected: 10/20/2010
Collected by: K. Mann
Project No.: 30.22869.0901
Project Name: Berkshire Properties
Project Location: Sun Deck / Pool Area

LABORATORY REPORT

EHT No.	Customer Sample Number	Sample Size	Analysis	Result Mass	Result Concentration
399171	Blank	--- L	Lead - Cassette	<5.0 µg	--- µg/m3
399172	102010PB1-29-3-Sun Deck Stair To Pool Area, Bottom of Steps	950 L	Lead - Cassette	<5.0 µg	<5.3 µg/m3
399173	102010PB2-33-3-Sun Deck East of Stairwell	950 L	Lead - Cassette	<5.0 µg	<5.3 µg/m3

Analysis	Method Reference	Reporting Limit	Date Analyzed	Analyst
Lead - Cassette	NIOSH Method 7082	5.0 µg	10/25/2010	PS

Comments:
- Results are not blank corrected unless otherwise noted.
- Calculations of concentrations are based on sampling information submitted to EnviroHealth Technologies.
- Test reports are considered to be pending review until final audit of data is conducted as indicated by the signed copy issued to the customer.
- Analysis conducted in accordance with applicable EHT Standard Operating Procedure (SOP).

Approved:
William J. Lowry, CIH
President

ATC ASSOCIATES INC.

DAILY LEAD AIR SAMPLING R

(Please Print Neatly)

10-10-03728

Client: BERKSHIRE PROPERTIES Project #: 30,22869.0901	Project Contact: RODNEY WEISBRODT	Location: SUN DECK/POOL AREA	Samples Collected By: K. MANN (Normal)

Date: 10-20-10	Means of Pump Calibration: Gilibrator / X Calibrated Rotometer	Chain of Custody: Relinquished by: [signature] Date: 10-21-10 Time: 0848	Received by: B Robinson Date: 10/21/10 Time: 8:50 pm

	Sample # / Pump #	Type	Sample Description: Location	Type	Time (24 Hour Clock) Start	Stop	Total Minutes	Flow Rate (L/Min) Start	Stop	Average	Total Volume	RESULTS Total lead, mcg	Lead, mcg/m³
		FIELD BLANK											
9171	BLANK	FIELD BLANK											
9172	102010PB1 29	3	SUN DECK STAIR TO POOL AREA, BOTTOM OF STEPS	/	0715	1510	475	2.0	2.0	2.0	950		
9173	102010PB2 33	3	SUN DECK EAST OF STAIRWELL	/	0715	1510	475	2.0	2.0	2.0	950		

SAMPLE TYPES: 1. Background 2.Pre-Abatement/Prep 3.During Abatement 4.Post Abatement 5.OSHA Compliance

Form STI-2

Unauthorized use of this form and its contents, without prior written consent of ATC Associates Inc. is strictly prohibited.

EnviroHealth Technologies

Report No: 10-10-03727
Issue No: 1

Date Received: 10/21/2010
Date Reported: 10/25/2010

ATC Associates, Inc.
Bryan Podkul
14 Sunnen Drive
Suite 143
St. Louis, MO 63143

PO Number:
Date Collected: 10/19/2010
Collected by: K. Mann
Project No.: 30.22869.0901
Project Name: Berkshire Properties
Project Location: Sun Deck / Pool Area

LABORATORY REPORT

EHT No.	Customer Sample Number	Sample Size	Analysis	Result Mass	Result Concentration
399168	1, Blank	--- L	Lead - Cassette	<5.0 µg	--- µg/m3
399169	101910PB1-29-3-Sun Deck - Stair To Pool @ Bottom of Stairs	920 L	Lead - Cassette	<5.0 µg	<5.4 µg/m3
399170	101910PB2-33-3-Sun Deck - Stair To Pool, East of Stairs	920 L	Lead - Cassette	<5.0 µg	<5.4 µg/m3

Analysis	Method Reference	Reporting Limit	Date Analyzed	Analyst
Lead - Cassette	NIOSH Method 7082	5.0 µg	10/25/2010	PS

Comments:
- Results are not blank corrected unless otherwise noted.
- Calculations of concentrations are based on sampling information submitted to EnviroHealth Technologies.
- Test reports are considered to be pending review until final audit of data is conducted as indicated by the signed copy issued to the customer.
- Analysis conducted in accordance with applicable EHT Standard Operating Procedure (SOP).

Approved:

William J. Lowry, CIH
President

ATC ASSOCIATES INC.

DAILY LEAD AIR SAMPLING R[illegible]D

(Please Print N[illegible]y)

10-10-03727-EHT

Client: BERKSHIRE PROPERTIES

Project #: 30.22869.0901

Project Contact: RODNEY WEISBRODT

Location: SUN DECK/POOL AREA

Samples Collected By: K. MANN (Normal)

Date: 10-19-10

Means of Pump Calibration: ___ Gilibrator; X Calibrated Rotometer

Chain of Custody: Relinquished by: [signature] Date: 10-21-10 Time: 0848

Received by: B. Robinson Date: 10/21/10 Time: 8:50 pm

	Sample # / Pump #	Type	Sample Description Location	Type	Time (24 Hour Clock) Start	Stop	Total Minutes	Flow Rate (L/Min) Start	Stop	Average	Total Volume	RESULTS Total lead, mcg	Lead, mcg/m³
		FIELD BLANK											
	~~[illegible]~~	FIELD BLANK											
19168	BLANK												
19169	101910 PB1 29	3	SUNDECK - STAIR TO POOL @ BOTTOM OF STAIRS	/	0730	1510	460	2.0	2.0	2.0	920		
19170	101910 PB2 33	3	" " " EAST OF STAIRS	/	0730	1510	460	2.0	2.0	2.0	920		
EHT)													

SAMPLE TYPES: 1. Background 2.Pre-Abatement/Prep 3.During Abatement 4.Post Abatement 5.OSHA Compliance

Form STL-2

Unauthorized use of this form and its contents, without prior written consent of ATC Associates Inc. is strictly prohibited.

EnviroHealth Technologies

Report No: 10-10-03673
Issue No: 1

Date Received: 10/19/2010
Date Reported: 10/25/2010

ATC Associates, Inc.
Bryan Podkul
14 Sunnen Drive
Suite 143
St. Louis, MO 63143

PO Number:
Date Collected: 10/18/2010
Collected by: K. J. Mann
Project No.: 30.22869.0901, T-3
Project Name: Berkshire Property
Project Location: 4400 Lindell Blvd., St. Louis, MO

LABORATORY REPORT

EHT No.	Customer Sample Number	Sample Size	Analysis	Result Mass	Result Concentration
398738	Blank	--- L	Lead - Cassette	<5.0 µg	--- µg/m3
398739	101810PB1, N.E. Side Of Bldg.	930 L	Lead - Cassette	<5.0 µg	<5.4 µg/m3
398740	101810PB2, S.E. Side Of Bldg.	930 L	Lead - Cassette	<5.0 µg	<5.4 µg/m3

Analysis	Method Reference	Reporting Limit	Date Analyzed	Analyst
Lead - Cassette	NIOSH Method 7082	5.0 µg	10/25/2010	PS

Comments:
- Results are not blank corrected unless otherwise noted.
- Calculations of concentrations are based on sampling information submitted to EnviroHealth Technologies.
- Test reports are considered to be pending review until final audit of data is conducted as indicated by the signed copy issued to the customer.
- Analysis conducted in accordance with applicable EHT Standard Operating Procedure (SOP).

Approved:
William J. Lowry, CIH
President

ATC ASSOCIATES INC.

10-10-03673

DAILY LEAD AIR SAMPLING R D

(Please Print Neatly)

Client: BERKSHIRE PROPERTY Project #: 30.22869.0901,T-3	Project Contact: RODNEY WEISBRODT	Location: 4400 LINDELL BLVD. ST. LOUIS, MO. 63108	Samples Collected By: K.J. MANN
Date: 10-18-10	Means of Pump Calibration: ___ Gillibrator X Calibrated Rotometer	Chain of Custody: Relinquished by: RSH (STANDARD TAT) Date: 10/19/10 Time: 1:50pm	Received by: B Robinson Date: 10/19/10 Time: 1:55pm.

	Sample # / Pump #	Type	Sample Description Location	Type	Time (24 Hour Clock) Start	Stop	Total Minutes	Flow Rate (L/Min) Start	Stop	Average	Total Volume	RESULTS Total lead, mcg	Lead, mcg/m³
.738		FIELD BLANK	BLONIK										
		FIELD BLANK											
3739	101810PB1 / 17	3	N.E. SIDE OF BLDG.	/	0730	1515	465	2.0	2.0	2.0	930		
3740	101810PB2 / 1	3	S.E. SIDE OF BLDG.	/	0730	1515	465	2.0	2.0	2.0	930		

SAMPLE TYPES: 1. Background 2.Pre-Abatement/Prep 3.During Abatement 4.Post Abatement 5.OSHA Compliance

Unauthorized use of this form and its contents, without prior written consent of ATC Associates Inc. is strictly prohibited.

Form STI-2

STATE OF MISSOURI
DEPARTMENT OF HEALTH AND SENIOR SERVICES

LEAD OCCUPATION LICENSE REGISTRATION

Issued to:

BRYAN PODKUL

The person, firm or corporation whose name appears on this certificate has fulfilled the requirements for licensure as set forth in the Missouri Revised Statutes 701.300-701.338, as long as not suspended or revoked, and is hereby authorized to engage in the activity listed below.

Lead Risk Assessor
Category of License

Issuance Date:	**6/16/2010**
Expiration Date:	**6/16/2012**
License Number:	**000616-200172423**

Margaret T. Donnelly
Director
Department of Health and Senior Services

Lead Licensing Program, PO Box 570, Jefferson City, MO 65102

STATE OF MISSOURI
DEPARTMENT OF HEALTH AND SENIOR SERVICES

LEAD OCCUPATION LICENSE REGISTRATION

Issued to:

BRYAN PODKUL

The person, firm or corporation whose name appears on this certificate has fulfilled the requirements for licensure as set forth in the Missouri Revised Statutes 701.300-701.338, as long as not suspended or revoked, and is hereby authorized to engage in the activity listed below.

Lead Abatement Project Designer
Category of License

Issuance Date: **7/30/2009**
Expiration Date: **7/30/2011**
License Number: **090730-004712**

Margaret T. Donnelly
Director
Department of Health and Senior Services

Lead Licensing Program, PO Box 570, Jefferson City, MO 65102

STATE OF MISSOURI
ENVIRONMENTAL REGULATION & LICENSURE

LEAD OCCUPATION LICENSE REGISTRATION

Issued to:

Kevin Mann

The person, firm or corporation whose name appears on this certificate has fulfilled the requirements for licensure as set forth in the Missouri Revised Statutes 701.300-701.338, as long as not suspended or revoked, and is hereby authorized to engage in the activity listed below.

Lead Risk Assessor

Category of License

Issuance Date: **May 5, 2009**
Expiration Date: **May 5, 2011**
License Number: **090505-300002427**

Margaret T. Donnelly
Director
Department of Health and Senior Services

Lead Licensing Program, PO Box 570, Jefferson City, MO 65102

Certificate of Achievement

This is to certify that

Kevin Mann
ATC Associates

on the 12th day of November 2009, successfully completed the factory training for

RMD's LPA-1 Lead Paint Inspection System

including, but not limited to the topics of Radiation Safety, DOT Regulations, and the Proper Use of the Instrument.

Sia Afshari Product Manager RMD
44 Hunt St, Watertown, Massachusetts

AIHA®

Protecting Worker Health

The American Industrial Hygiene Association

acknowledges that

EnviroHealth Technologies, Inc.

3830 Washington Blvd., Suite 123, St. Louis, MO 63108

Laboratory ID: 102959

has fulfilled the requirements of the AIHA Laboratory Quality Assurance Programs (LQAP), thereby, conforming to the ISO/IEC 17025:2005 international standard, *General Requirements for the Competence of Testing and Calibration Laboratories.* The above named laboratory, along with all premises from which key activities are performed, as listed above, have been accredited by AIHA in the following:

ACCREDITATION PROGRAMS

✓	**INDUSTRIAL HYGIENE**	Accreditation Expires: 11/01/2010
✓	**ENVIRONMENTAL LEAD**	Accreditation Expires: 11/01/2010
☐	**ENVIRONMENTAL MICROBIOLOGY**	Accreditation Expires:
☐	**FOOD**	Accreditation Expires:

Specific Field(s) of Testing (FoT)/Method(s) within each Accreditation Program for which the above named laboratory maintains accreditation is outlined on the attached **Scope of Accreditation**. Continued accreditation is contingent upon successful on-going compliance with LQAP requirements. This certificate is not valid without the attached **Scope of Accreditation**. Please review the AIHA website for the most current status of the scope of accreditation.

Laura R. McMahon

Laura R. McMahon
Chairperson, Analytical Accreditation Board

Lindsay E. Booher

Lindsay E. Booher, CIH, CSP
President, AIHA

Date Issued: 10/24/2008

AIHA
Your Essential Connection: Advancing Occupational and Environmental Health and Safety Globally
2700 Prosperity Ave., Suite 250, Fairfax, VA 22031 U.S.A.
(703) 849-8888; Fax (703) 207-3561; www.aiha.org

AIHA Laboratory Quality Assurance Programs
SCOPE OF ACCREDITATION

EnviroHealth Technologies, Inc.
3830 Washington Blvd., Suite 123, St. Louis, MO 63108

Laboratory ID: **102959**
Issue Date: 10/24/2008

The laboratory is approved for those specific field(s) of testing/methods listed in the table below. Clients are urged to verify the laboratory's current accreditation status for the particular field(s) of testing/Methods, since these can change due to proficiency status, suspension and/or revocation. A complete listing of currently accredited Industrial Hygiene laboratories is available on the AIHA website at: http://www.aiha.org/Content/LQAP/accred/AccreditedLabs.htm

The EPA recognizes the AIHA ELLAP program as meeting the requirements of the National Lead Laboratory Accreditation Program (NLLAP) established under Title X of the Residential Lead-Based Paint Hazard Reduction Act of 1992 and includes paint, soil and dust wipe analysis. Air analysis is not included as part of the NLLAP.

Environmental Lead Laboratory Accreditation Program (ELLAP)

Initial Accreditation Date: 02/01/2002

Field of Testing (FoT)	Method	Method Description *(for internal methods only)*
Airborne Dust	NIOSH 7082	
Paint	NIOSH 7082	
Settled Dust By Wipe	NIOSH 7082	
Soil	NIOSH 7082	

The laboratory participates in the following AIHA testing programs:

- ✓ Paint
- ✓ Soil
- ✓ Settled Dust by Wipe
- ✓ Airborne Dust

APPENDIX F

DAILY FIELD NOTES

ATC ASSOCIATES INC.

Client:	Project Contact:	ATC Representative:
BERKSHIRE PROPERTY	Rodney Weisbrodt 314-535-4404	B. PODRUZ R. MANN
Project No.: T3 30.22869.0901	Address: 4400 LINDELL BOULEVARD ST. LOUIS, MO 63108	

Date:	Contractor:	Contractor Supervisor:	Number of Workers:
10/18/10	MSG	TOM HEINEZ	3

Weather Conditions: CLEAR Temp: 60°

Caution Tape Around Perimeter ✓ Sign's Posted _____ Certification Check ✓

Poly Drops (Exterior Work) ✓

General Appearance of Site :

Field Notes:

ATC ON SITE 0700, MSG ON SITE – TOM HEINZ. 0730 SET PUMPS WHERE RAILING IS BEING DEMO'ED. 0750 WORK BEGINS. WORKERS SAWS-ALL CUTTING W/ HEPA VAC, WETTING AREA'S PRIOR TO CUTTING.
1000 – WORK CONTINUES. 1100 – N. → S. RAILING IS REMOVED, E. → W. SECTION WILL REMAIN FOR SAFETY REASONS AND BE REMOVED WHEN FENCEING CONTRACTOR IS ON SITE. BREAK FOR LUNCH – 11:15. 1200 – RESUME WORK, CLEANING EDGE AND TO START ON E. → W. SECTION @ GARAGE ENTERANCE. MAINTENANCE PERSON GROUTING HOLES FROM RAILING. 1515 – LAST RAIL REMOVED – WORK DONE THUS FAR HAS APPROVAL FROM RODNEY (PROPERTY HEAD MAIN. SUPERVISOR)

~~Signature:~~

1530 – ATC PULLED PUMPS AND LEFT SITE.

ATC ASSOCIATES INC.

Client: BERKSHIRE PROPERTY	Project Contact: RODNEY WEISBRODT 314 535-4404	ATC Representative: K. MANN
Project No.: 30.22869.0901 T-3	Address: 4400 LINDELL BLVD. ST. LOUIS, MO. 63108	

Date:	Contractor:	Contractor Supervisor:	Number of Workers:
10-19-10	MSG	TOM HEINZ	3

Weather Conditions: CLEAR Temp: 50°

Caution Tape Around Perimeter ✓ Sign's Posted ✓ Certification Check ✓

Poly Drops (Exterior Work) ✓

General Appearance of Site :

Field Notes:

0730 - SET Pumps @ SUN DECK AREA AT STAIR TO POOL AREA, RAILING TO BE STRIPPED. PREP WORK FINISHED, CHEMICAL STRIPPING UNDERWAY (0845). 1000 - WORK CONTINUES. 1100 - CHEMICAL APPLIED TO ALL SURFACES OF RAILING MSG IS WORKING ON - LEFT FOR LUNCH, ATC REMAINS ON SITE. MSG BACK TO WORK @ 11:45. APPEARS TO BE TWO LAYERS OF PAINT OVER RED LEAD PRIMER COAT, TOTAL OF 3 LAYERS OF PAINT. CHEMICAL DISOLVING ONE LAYER AT A TIME. 1300 - WORK CONTINUES. 1510 - PULL Pumps - MSG APPLIED ONE MORE COAT OF STRIPPER TO RAILING TO LEAVE ON OVERNIGHT. LEFT BARRIER TAPE UP TO KEEP RESIDENCE FROM ENTERING WORK AREA. 1530 - OFF SITE.

Signature:

ATC ASSOCIATES INC.

Client:	Project Contact:	ATC Representative:
BERKSHIRE PROPERTY	RODNEY WEISBRODT	K. MANN

Project No.:	Address:
30.22869.0901 T-3	4400 LINDELL BLVD. ST. LOUIS, MO. 63108

Date:	Contractor:	Contractor Supervisor:	Number of Workers:
10-21-10	MSG	TOM HEINZ	3

Weather Conditions: CLEAR Temp: 50°

Caution Tape Around Perimeter X Sign's Posted X Certification Check X

Poly Drops (Exterior Work) X

General Appearance of Site :

Field Notes:

SET PUMPS @ 0715, WORK CONTINUES ON RAILS @ SUN DECK/POOL AREA. MSG APPLING CHEMICAL, 3RD COAT. 0900 - FENCEING CONTRACTOR ON SITE TO START REPLACEMENT OF DEMO'ED FENCE ON EXTERIOR. 1030 - STATE INSPECTOR ARRIVED ON SITE, FOUND PAINT DEBRISE ON CONCRETE DECK SURFACE FROM WIND BLOWING POLY up. MSG STOPPED ABATEMENT WORK TO CLEAN up AREA W/HEPA VAC. MSG REMOVED ALL POLY AND DISPOSED OF. STATE INSPECTOR LEFT SITE @ 12:30 AFTER DEBRIS WERE CLEANED up. MSG RECIEVED SITATION FOR DISCREPENCIES FOUND. 12:40 - LEFT FOR LUNCH. 1330 - BACK TO WORK - MSG RE-POLYING AREA'S TO BE ABATED.

Signature: 1510 - PULL PUMPS

1525 - OFF SITE

ATC ASSOCIATES INC.

Client: BERKSHIRE PROPERTIES	Project Contact: RODNEY WEISBRODT	ATC Representative: K. MANN
Project No.: 30122869.0901 T-3	Address: 4400 LINDELL BLVD. ST. LOUIS, MO. 63108	

Date:	Contractor:	Contractor Supervisor:	Number of Workers:
10-22-10	MSG	TOM HINES	2

Weather Conditions: ~~CE~~ PARTLY CLOUDY Temp: 55°

Caution Tape Around Perimeter X Sign's Posted X Certification Check X

Poly Drops (Exterior Work) X

General Appearance of Site :

Field Notes:

SET PUMPS @ 0715, MSG WORKING ON STAIRWELL TO POOL FROM SUN DECK, ALL DROPS NEEDED ARE IN PLACE. 0900 - WORK ON STAIRWELL TO POOL FROM SUN DECK CONTINUES. 1115 - BREAK FOR LUNCH. 1200 - RESUME WORK ON RAILING TO POOL FROM SUN DECK. WINDS ARE BREEZY, BUT MSG KEEPING POLY IN PLACE WHERE THEY ARE WORKING. 1240 - BKP ON SITE,
1400 - WORK CONTINUES
1500 - PULL PUMPS / CLEAN UP FOR WEEKEND
1520 - ATC OFF SITE.

Signature:

ATC ASSOCIATES INC.

Client:	Project Contact:	ATC Representative:
BERKSHIRE PROPERTIES	RODNEY WEISBRODT	K. MANN
Project No.: 30.22869.0901	Address:	

Date:	Contractor:	Contractor Supervisor:	Number of Workers:
10-25-10	MSG	TOM HINES	3

Weather Conditions: CLOUDY Temp: 60°

Caution Tape Around Perimeter X Sign's Posted X Certification Check X

Poly Drops (Exterior Work) X

General Appearance of Site :

Field Notes:

SET PUMPS @ 0705, WORK CONTINUES ON STRIPPING RAILING AT SUN DECK/POOL AREA. WORK STARTED @ 0740. 1000 - WORK CONTINUES. 1100 - LUNCH BREAK. 1145 - RESUME WORK, STRIPPING DONE - CLEAN UP IN PROGRESS @ 1330. START CLEAN OUT'S ON 7th & 12th FLOOR'S @ 1345. 1500 - RAILINGS AT SUN DECK/POOL AREA FINISHED, INSPECTED BY ATC (ALL GOOD), AREA PICKED UP AND CLEAN. CLEAN OUTS DONE, INSPECTED AND LOOKS GOOD. PULL PUMPS 1505. ATC OFF SITE @ 1525.

Signature:

ATC ASSOCIATES INC.

Client: BERKSHIRE PROPERTIES	Project Contact: RODNEY WEISBRODT	ATC Representative: K. MANN
Project No.: 30.22869.0901	Address:	

Date:	Contractor:	Contractor Supervisor:	Number of Workers:
10-26-10	MSG	TOM HINES	2

Weather Conditions: INDOORS Temp: _____

Caution Tape Around Perimeter N/A Sign's Posted ✓ Certification Check ✓

Poly Drops (Exterior Work) ✓

General Appearance of Site :

Field Notes:

SET UP AT 12-M, D-WALL IN MASTER BED.
MSG SET UP CONTAINMENT W/ NEG. AIR
POP-UP AT ENTERANCE TO CONTAINMENT.
1015 - ABATEMENT STARTS USEING HEAT GUN.
1100 - BREAK FOR LUNCH
1145 - RESUME WORK, WORKERS ONLY LIFTING OFF
MULTI LAYERS WHITE PAINT TO ORANGE COAT WHICH
APPEARS TO BE THE LBP LAYER. 1400 - BKP FROM
ATC ARRIVES, CONCLUSION IS USE CHEMICAL
STRIPPER FOR BEST RESULTS. MSG COATED ENTIRE
WALL W/ STRIPPER TO LEAVE OVER NIGHT. 1505 -
PULL PUMPS, AREA CLEANED OF DEBRIS.
OFF SITE @ 1525

Signature:

ATC ASSOCIATES INC.

Client: BERKSHIRE PROPERTIES	Project Contact: RODNEY WEISBRODT	ATC Representative: K. MANN
Project No.: 30.22869.0901	Address:	

Date:	Contractor:	Contractor Supervisor:	Number of Workers:
10-27-10	MSG	TOM HINES	2

Weather Conditions: INDOORS Temp: _____

Caution Tape Around Perimeter X Sign's Posted X Certification Check X

Poly Drops (Exterior Work) X

General Appearance of Site :

Field Notes:

ATC ON SITE 0640. CHEMICAL ON WALL LEFT ON OVERNIGHT SEEMED TO WORK WELL. 0715 – SET PUMPS, WORK STARTS SCRAPEING MULTI LAYERS OFF D-WALL IN UNIT 12-M. PAINT COMMING OFF DOWN TO LIGHT ORANGE IN SPOTTED AREA'S (STAINED). PRIOR TESTING WITH XRF SHOWED THIS TYPE FINISH TO TEST NEGITIVE FOR LBP. 0940 – WHOLE WALL COMPLETE, CLEAN-UP IN PROGRESS, ATC TO SHOOT (XRF) WALL IN GRID PATTERN EVERY 2' WHEN CLEAN UP IS COMPLETE. XRF CHECK SHOWED NO LBP ON WALL. BKP (ATC) HERE @1000 – OK WITH PROGRESS, TOOK PIC'S. SKIM COAT WALL W/ D/W COMPOUND.
1300 – TEAR DOWN CONTAINMENT, CLEAN AREA, HEPA-VAC WIPE DOWN. 1430 – ATC TOOK CLEARANCE SAMPLES 3 FLOORS, 1-SILL, 1-TOP OF RADIATOR.
1450 – TOOK SAMPLES TO ENVIRO HEALTH.
ATC OFF SITE.

Signature:

APPENDIX F:

RMD LPA-1 *Performance Characteristic Sheets*

Performance Characteristic Sheet

EFFECTIVE DATE: **December 1, 2006** **EDITION NO.: 5**

MANUFACTURER AND MODEL:

Make: ***Radiation Monitoring Devices***
Model: ***LPA-1***
Source: ***^{57}Co***
Note: This sheet supersedes all previous sheets for the XRF instrument of the make, model, and source shown above ***for instruments sold or serviced after June 26, 1995. For other instruments, see prior editions.***

FIELD OPERATION GUIDANCE

OPERATING PARAMETERS:

Quick mode or 30-second equivalent standard (Time Corrected) mode readings.

XRF CALIBRATION CHECK LIMITS:

0.7 to 1.3 mg/cm^2 (inclusive)

SUBSTRATE CORRECTION:

For XRF results below 4.0 mg/cm^2, substrate correction is recommended for:

Metal using 30-second equivalent standard (Time Corrected) mode readings.
None using quick mode readings.

Substrate correction is not needed for:

Brick, Concrete, Drywall, Plaster, and Wood using 30-second equivalent standard (Time Corrected) mode readings
Brick, Concrete, Drywall, Metal, Plaster, and Wood using quick mode readings

THRESHOLDS:

30-SECOND EQUIVALENT STANDARD MODE READING DESCRIPTION	SUBSTRATE	THRESHOLD (mg/cm^2)
Results corrected for substrate bias on metal substrate only	Brick	1.0
	Concrete	1.0
	Drywall	1.0
	Metal	0.9
	Plaster	1.0
	Wood	1.0

QUICK MODE READING DESCRIPTION	SUBSTRATE	THRESHOLD (mg/cm^2)
Readings not corrected for substrate bias on any substrate	Brick	1.0
	Concrete	1.0
	Drywall	1.0
	Metal	1.0
	Plaster	1.0
	Wood	1.0

BACKGROUND INFORMATION

EVALUATION DATA SOURCE AND DATE:

This sheet is supplemental information to be used in conjunction with Chapter 7 of the HUD *Guidelines for the Evaluation and Control of Lead-Based Paint Hazards in Housing* ("HUD Guidelines"). Performance parameters shown on this sheet are calculated from the EPA/HUD evaluation using archived building components. Testing was conducted on approximately 150 test locations in July 1995. The instrument that performed testing in September had a new source installed in June 1995 with 12 mCi initial strength.

OPERATING PARAMETERS:

Performance parameters shown in this sheet are applicable only when properly operating the instrument using the manufacturer's instructions and procedures described in Chapter 7 of the HUD Guidelines.

XRF CALIBRATION CHECK:

The calibration of the XRF instrument should be checked using the paint film nearest 1.0 mg/cm^2 in the NIST Standard Reference Material (SRM) used (e.g., for NIST SRM 2579, use the 1.02 mg/cm^2 film).

If readings are outside the acceptable calibration check range, follow the manufacturer's instructions to bring the instruments into control before XRF testing proceeds.

SUBSTRATE CORRECTION VALUE COMPUTATION :

Chapter 7 of the HUD Guidelines provides guidance on correcting XRF results for substrate bias. Supplemental guidance for using the paint film nearest 1.0 mg/cm^2 for substrate correction is provided:

XRF results are corrected for substrate bias by subtracting from each XRF result a correction value determined separately in each house for single-family housing or in each development for multifamily housing, for each substrate. The correction value is an average of XRF readings taken over the NIST SRM paint film nearest to 1.0 mg/cm^2 at test locations that have been scraped bare of their paint covering. Compute the correction values as follows:

> Using the same XRF instrument, take three readings on a <u>bare</u> substrate area covered with the NIST SRM paint film nearest 1 mg/cm^2. Repeat this procedure by taking three more readings on a second <u>bare</u> substrate area of the same substrate covered with the NIST SRM.
>
> Compute the correction value for each substrate type where XRF readings indicate substrate correction is needed by computing the average of all six readings as shown below.
>
> For each substrate type (the 1.02 mg/cm^2 NIST SRM is shown in this example; use the actual lead loading of the NIST SRM used for substrate correction):
>
> $$\text{Correction value} = (1^{st} + 2^{nd} + 3^{rd} + 4^{th} + 5^{th} + 6^{th}\ \textit{Reading}) / 6 - 1.02\ \text{mg/cm}^2$$
>
> Repeat this procedure for each substrate requiring substrate correction in the house or housing development.

EVALUATING THE QUALITY OF XRF TESTING:

Randomly select ten testing combinations for retesting from each house or from two randomly selected units in multifamily housing. Use either the Quick Mode or 30-second equivalent standard (Time Corrected) Mode readings.

Conduct XRF re-testing at the ten testing combinations selected for retesting.

Determine if the XRF testing in the units or house passed or failed the test by applying the steps below.

Compute the Retest Tolerance Limit by the following steps:

Determine XRF results for the original and retest XRF readings. Do not correct the original or retest results for substrate bias. In single-family and multi-family housing, a result is defined as a single reading. Therefore, there will be ten original and ten retest XRF results for each house or for the two selected units.

Calculate the average of the original XRF result and retest XRF result for each testing combination.

Square the average for each testing combination.

Add the ten squared averages together. Call this quantity C.

Multiply the number C by 0.0072. Call this quantity D.

Add the number 0.032 to D. Call this quantity E.

Take the square root of E. Call this quantity F.

Multiply F by 1.645. The result is the Retest Tolerance Limit.

Compute the average of all ten original XRF results.

Compute the average of all ten re-test XRF results.

Find the absolute difference of the two averages.

If the difference is less than the Retest Tolerance Limit, the inspection has passed the retest. If the difference of the overall averages equals or exceeds the Retest Tolerance Limit, this procedure should be repeated with ten new testing combinations. If the difference of the overall averages is equal to or greater than the Retest Tolerance Limit a second time, then the inspection should be considered deficient.

Use of this procedure is estimated to produce a spurious result approximately 1% of the time. That is, results of this procedure will call for further examination when no examination is warranted in approximately 1 out of 100 dwelling units tested.

BIAS AND PRECISION:

Do not use these bias and precision data to correct for substrate bias. These bias and precision data were computed without substrate correction from samples with reported laboratory results less than 4.0 mg/cm^2 lead. The data which were used to determine the bias and precision estimates given in the table below have the following properties. During the July 1995 testing, there were 15 test locations with a laboratory-reported result equal to or greater than 4.0 mg/cm^2 lead. Of these, one 30-second standard mode reading was less than 1.0 mg/cm^2 and none of the quick mode readings were less than 1.0 mg/cm^2. The instrument that tested in July is representative of instruments sold or serviced after June 26, 1995. These data are for illustrative purposes only. Actual bias must be determined on the site. Results provided above already account for bias and precision. Bias and precision ranges are provided to show the variability found between machines of the same model.

30-SECOND STANDARD MODE READING MEASURED AT	SUBSTRATE	BIAS (mg/cm^2)	PRECISION* (mg/cm^2)
0.0 mg/cm^2	Brick	0.0	0.1
	Concrete	0.0	0.1
	Drywall	0.1	0.1
	Metal	0.3	0.1
	Plaster	0.1	0.1
	Wood	0.0	0.1
0.5 mg/cm^2	Brick	0.0	0.2
	Concrete	0.0	0.2
	Drywall	0.0	0.2
	Metal	0.2	0.2
	Plaster	0.0	0.2
	Wood	0.0	0.2
1.0 mg/cm^2	Brick	0.0	0.3
	Concrete	0.0	0.3
	Drywall	0.0	0.3
	Metal	0.2	0.3
	Plaster	0.0	0.3
	Wood	0.0	0.3
2.0 mg/cm^2	Brick	-0.1	0.4
	Concrete	-0.1	0.4
	Drywall	-0.1	0.4
	Metal	0.1	0.4
	Plaster	-0.1	0.4
	Wood	-0.1	0.4

*Precision at 1 standard deviation.

CLASSIFICATION RESULTS:

XRF results are classified as positive if they are greater than the upper boundary of the inconclusive range, and negative if they are less than the lower boundary of the inconclusive range, or inconclusive if in between. The inconclusive range includes both its upper and lower bounds. Earlier editions of this *XRF Performance Characteristic Sheet* did not include both bounds of the inconclusive range as "inconclusive." While this edition of the Performance Characteristics Sheet uses a different system, the specific XRF readings that are considered positive, negative, or inconclusive for a given XRF model and substrate remain unchanged, so previous inspection results are not affected.

DOCUMENTATION:

An EPA document titled *Methodology for XRF Performance Characteristic Sheets* provides an explanation of the statistical methodology used to construct the data in the sheets, and provides empirical results from using the recommended inconclusive ranges or thresholds for specific XRF instruments. For a copy of this document call the National Lead Information Center Clearinghouse at 1-800-424-LEAD. A HUD document titled *A Nonparametric Method for Estimating the 5th and 95th Percentile Curves of Variable-Time XRF Readings Based on Monotone Regression* provides supplemental information on the methodology for variable-time XRF instruments. A copy of this document can be obtained from the HUD lead web site, www.hud.gov/offices/lead.

This XRF Performance Characteristic Sheet was developed by QuanTech, Inc., under a contract from the U.S. Department of Housing and Urban Development (HUD). HUD has determined that the information provided here is acceptable when used as guidance in conjunction with Chapter 7, Lead-Based Paint Inspection, of HUD's *Guidelines for the Evaluation and Control of Lead-Based Paint Hazards in Housing*.

APPENDIX G

CONTRACTOR'S NOTIFICIATON

MISSOURI DEPARTMENT OF HEALTH AND SENIOR SERVICES
BUREAU OF LEAD LICENSING

LEAD ABATEMENT PROJECT NOTIFICATION

GENERAL INFORMATION

You must mail a completed *Lead Abatement Project Notification* form ten (10) days prior to the onset of the lead abatement project (701.309, RSMo).

A *Lead Abatement Project Re-Notification* form must be submitted if there are any changes to this initial project notification.

A completed project notification includes:

1. The information requested on this notification form
2. The lead abatement project notification fee of $25.00, and
3. A copy of the Occupant Protection Plan pursuant to 19 CSR 30-70.630(7). (For projects in target housing or child-occupied facilities.)

- Mail to: Missouri Department of Health and Senior Services, Attn: Fee Receipts, P.O. Box 570, Jefferson City, MO 65102-0570.
- Please type or print legibly.

PART A. PROJECT INFORMATION (additional pages may be attached)

PROJECT ADDRESS (PLEASE INCLUDE THE STREET ADDRESS, CITY, STATE, ZIP CODE AND COUNTY OF EACH LOCATION WHERE ABATEMENT WILL OCCUR)

4400 Lindell Blvd., St. Louis, MO 63108

PROPERTY OWNER(S) (PLEASE INCLUDE NAME, ADDRESS AND TELEPHONE NUMBER)

Miles & Stockbridge PC, 10 Light St., Baltimore, MD 21202 (314) 644-2500 (ATC)

TYPE OF STRUCTURE BEING ABATED (CHECK ALL THAT APPLY)

- ☐ DWELLING (SINGLE FAMILY)
- ☑ DWELLING (MULTI-FAMILY)
- ☑ CHILD-OCCUPIED FACILITY (AS DEFINED IN 701.300(2), RSMo)
- ☐ BRIDGE, OUTDOOR STRUCTURE
- ☐ COMMERCIAL BUILDING (PLEASE DESCRIBE) _____

* Unit 12-M Bedroom Wall, Garage Railing, Handrail on Pool Deck, 7th & 12th Flr Trash Room

LEAD ABATEMENT PROJECT STRATEGY (CHECK ALL THAT APPLY)

☑ REPLACEMENT ☐ ENCLOSURE ☐ ENCAPSULATION ☑ REMOVAL ☑ INTERIOR ☑ EXTERIOR

PROJECT START DATE	ESTIMATED PROJECT COMPLETION DATE
10/18/2010	10/29/2010

LIST WORKING HOURS FOR EACH DAY OF WEEK BELOW:

MONDAY	TUESDAY	WEDNESDAY	THURSDAY	FRIDAY	SATURDAY	SUNDAY
7:00 am - 3:30 pm	7:00 am - 3:30 pm	7:00 am - 3:30 pm	7:00 am - 3:30 pm	7:00 am -3:30 pm	N/A	N/A

PART B. PROJECT PERSONNEL (additional pages may be attached)

LEAD ABATEMENT PROJECT CONTRACTOR (Name and Address)	TELEPHONE NUMBER	LICENSE NUMBER
Midwest Service Group	(636) 926-7800	000925-200010798

LEAD ABATEMENT PROJECT SUPERVISOR(S)

NAME	LICENSE NUMBER
⇒ Philip Brown	#051220-002930
⇒	

LEAD ABATEMENT PROJECT WORKERS

NAME	LICENSE NUMBER	NAME	LICENSE NUMBER
⇒ Tom Hines	#970115-200062928	⇒	
⇒ Ken Loerch	#970115-300001545	⇒	
⇒ Thomas Miller	#050712-004486	⇒	
⇒		⇒	

NOTE: THE FOLLOWING STATEMENT MUST BE SIGNED BY THE LEAD ABATEMENT SUPERVISOR(S) LISTED ABOVE.

I hereby certify that all of the information provided in this initial notification is complete and true to the best of my knowledge.

SIGNATURE OF LEAD ABATEMENT SUPERVISOR		DATE
Philip Brown	Philip Brown	10/4/10
SIGNATURE OF LEAD ABATEMENT SUPERVISOR (if more than one)		DATE

MO 580-2365 (10-01)

Occupant Protection Plan for Occupied Facilities

- All occupants of the facilities (other than construction trades) will be removed prior to any abatement activities and for the duration of this project.
- All abatement practices will be performed per all applicable regulation and guidelines to prevent the occupants from any exposure to lead hazards.
- Third party monoriting will be performed throughout the project, including clearance wipe samples when necessary before re-occupancy.
- All employees performing abatement work on site will be Missouri certified lead abatement worker/supervisor with training from an EPA approved trainer

STATE OF MISSOURI
DEPARTMENT OF HEALTH AND SENIOR SERVICES

Lead Abatement Contractor License

The person, firm or corporation whose name appears on this certificate is licensed as a Lead Abatement Contractor as set forth in the Missouri Revised Statutes 701.300-701.338 and 19 CSR 30-70.180, as long as not suspended or revoked, and is hereby authorized to engage in lead-bearing substance activities.

Issued to:

MIDWEST SERVICE GROUP
560 TURNER BLVD
ST PETERS MO 63376

Issuance Date: **9/25/2010**
Expiration Date: **9/25/2012**
License Number: **000925-200010798**

Margaret T. Donnelly
Director
Department of Health and Senior Services

Lead Licensing Program, PO Box 570, Jefferson City, MO 65102