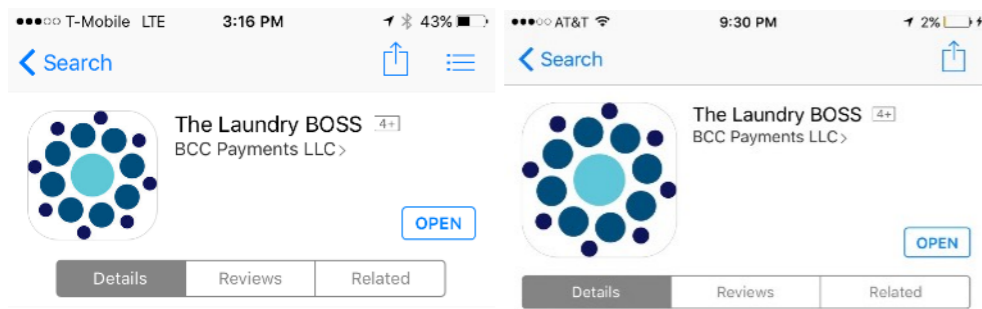




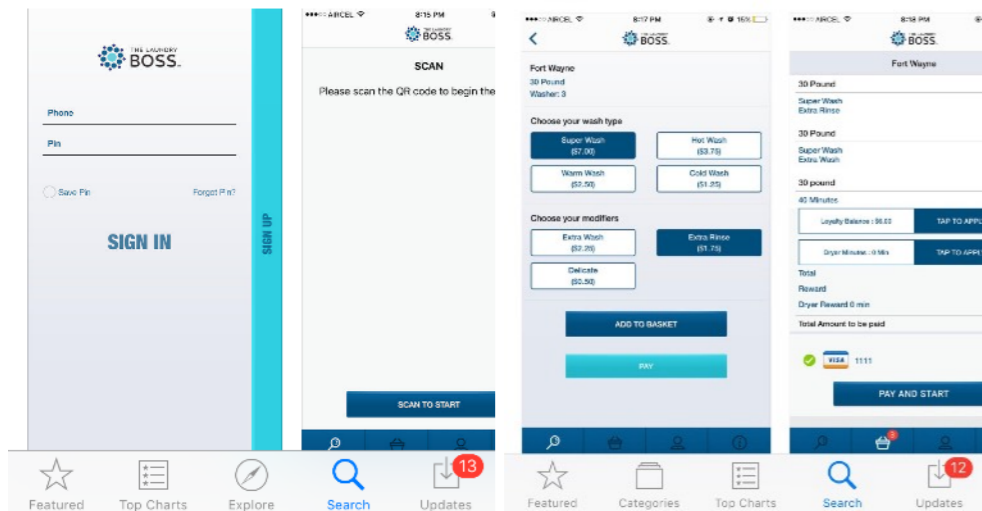
The Laundry Boss App

The Laundry Boss is a mobile application using the most advanced laundromat payment system. This makes the customer experience in the laundromat much easier by accepting credit cards, offering a customer loyalty program, and an add value feature where users can add funds to their account.

Apple Apps



iPhone



Android Apps



"The Laundry Boss" is a mobile app for using advanced laundromat payment system.

WHAT'S NEW
Usability improvements



Laundry Boss Mobile setup

Step 1: Download the application

For Apple Devices:

- 1) Open the Apple App Store
- 2) Search: The Laundry Boss

For Android Devices:

- 1) Open the Google Play Store
- 2) Search: The Laundry Boss

THE LAUNDRY
BOSS™

Phone

Pin

Save Pin [Forgot Pin?](#)

SIGN IN

SIGN UP



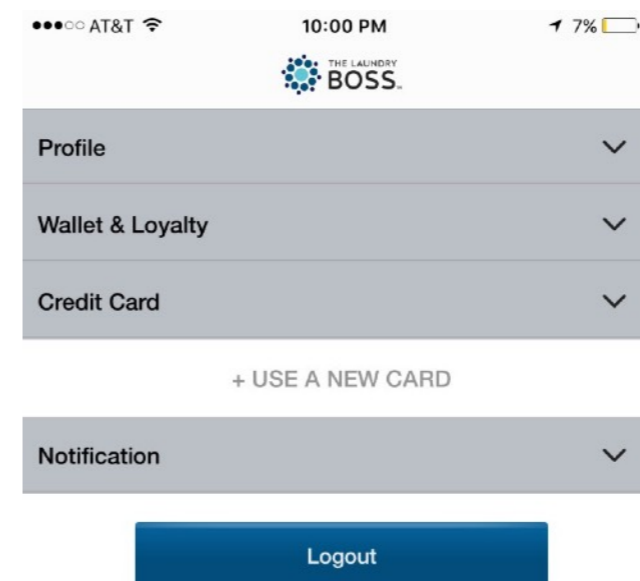
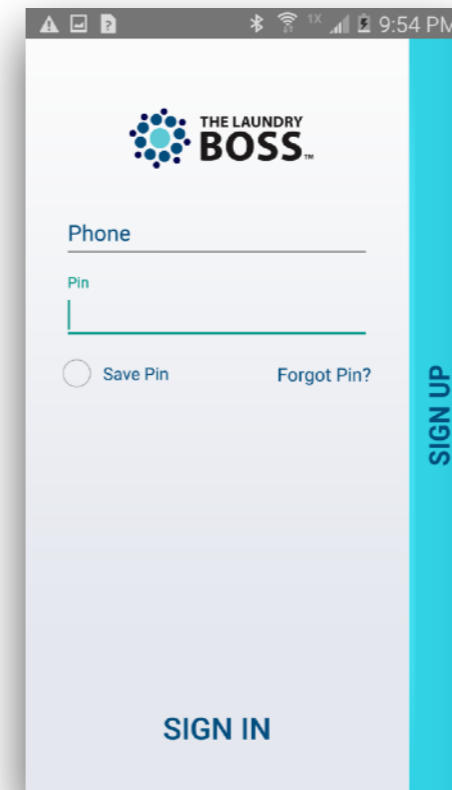
The Laundry Boss App

Step 2: Set up your account

- 1) New users must sign up using a phone number and a 4 digit pin
- 2) Sign into account

Step 3: Add a credit card

- 1) Once you sign in you will be required to add a method of payment
- 2) Additional credit cards may be added after an account is created, under the “Account” tab






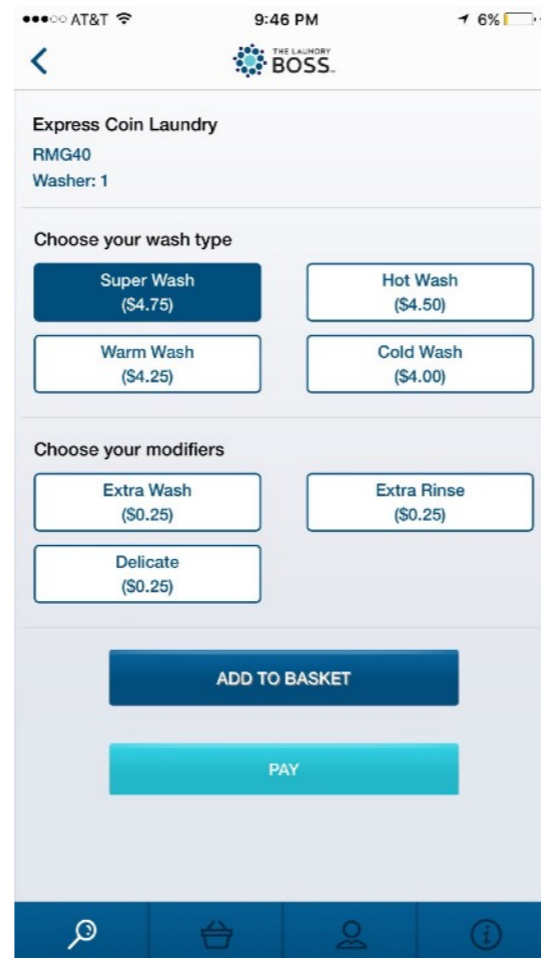
The Laundry Boss App Credit Card

Step 4: Start a Machine with Credit Card

1) Use your mobile device to scan the QR code on the front of your chosen machine.

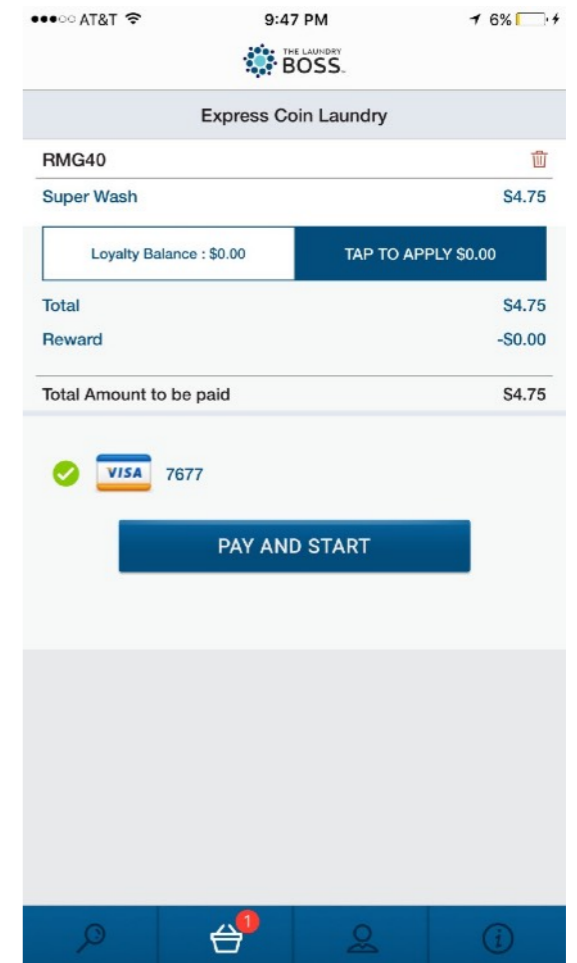


2) Select your chosen wash or dry cycle.



3) Review your basket.

4) Confirm payment. Ensure that you have selected the correct credit card.





The Laundry Boss App

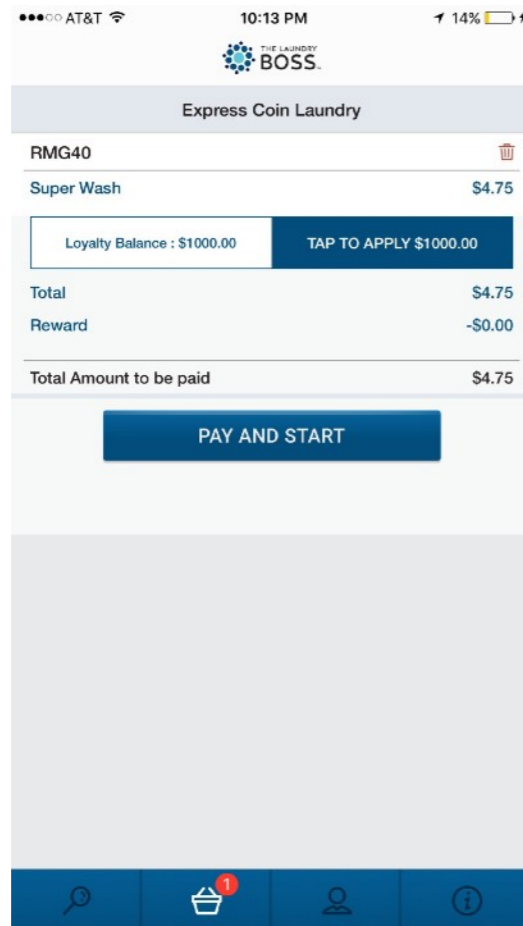
LOYALTY

Step 5: Start a Machine with Loyalty

Follow items 1-3 from previous page.

- 1) Use your mobile device to scan the QR code on the front of your chosen machine
- 2) Select your chosen wash or dry cycle
- 3) Review your basket

4) "Tap to Apply" Loyalty Balance



5) Loyalty Balance will be applied to your total and button will appear as green

6) Confirm Payment

7) To review your remaining loyalty balance view the account tab

